



**ENGINEERED  
PRODUCTS CO.**

**PRODUCT CATALOG**  
VOLUME XIV, ISSUE 1



## *Welcome to Engineered Products Company (EPCO)!*

We are the premier brand supplier of specialty products to Electrical Distributors and Contractors. Headquartered in Minnetonka (a suburb west of Minneapolis), EPCO has supported the electrical industry since 1976 by supplying a broad range of standard and unique consumables for commercial, industrial, residential, and agricultural buildings.

Our reliable, durable, and quality products are designed and engineered with innovative product features specifically intended to save installation time and cost. And EPCO's unique display packaging provides exceptional convenience for Contractors.

Thousands of Distributors and Contractors know just how easy it is to do business with EPCO because we consistently ship and deliver on time, error-free, and risk-free.

When you select EPCO products, you join an exclusive group of Electrical Distributors and Contractors who demand the very best in electrical specialty products. All of our standard catalogued products are in stock in our 52,000 square foot warehouse and available for immediate shipment. We are committed to providing our customers with the "complete" quality customer service experience from technical support, easy ordering, shipping orders 100% complete in 24 hours or less, comprehensive post sale technical support, and "hassle-free" returns.

Our goal is to provide you with competitively priced, quality products with customer service and delivery dates that meet your requirements. If you don't see exactly what you need in our catalog, call or fax your product request to us today.

*Everyone at Engineered Products Company appreciates your business!*

Respectfully,

Jack Schuster, President

Engineered Products Company

# TABLE OF CONTENTS

## LIGHTING PRODUCTS

### Stairwell Lighting

Microwave Stairwell Light Fixtures.....	3
Ultrasonic Stairwell Light Fixtures.....	3

### Retrofit Lighting

T5 and T8 Retrofit Conversion Kits™.....	7
--	---

### Utility Lighting

GFF, GLF, GFFW and GLFW Series™ Light Fixtures.....	11
GFF, GLF, GFFW, and GLFW Fixture Suspension System Kit ..	13
GFF and GLF Surface Mount Bracket.....	14
GFF and GFFW Ordering Information.....	17
GLF and GLFW Ordering Information.....	18
ProSeries™ LED Fixture & LED Light Upgrade.....	21
ProSeries™ Medium-Base and GU24 Light Fixtures.....	23
15000 Series: Ceiling Mount Light Fixtures.....	25
15000 Series: Standard Non-Metallic Junction Boxes.....	26
15000 Series: SpiderBox™ Junction Boxes.....	26
15000 Series: Compact Fluorescent Lamp.....	26
15000 Series: Fixture Globes.....	27
15000 Series: Replacement Lamp Socket.....	27
15000 Series: Wire Guard.....	27
15000 Series: Wall Mount Light Fixture.....	28
Lamp Holders (Porcelain and Plastic).....	29
GU24 Lamp Holders.....	30

### Fixture Whips

Fixture Whips with Die Cast Screw-In Connectors.....	32
Fixture Whips with Die Cast Snap-In Connectors.....	33
Fixture Whips with Polycarbonate Snap-In Connectors.....	34
QuikWhip™ Fixture Whips.....	35
Retrofit Fixture Whips with Die-Cast Screw-In Connectors ..	36
Custom Fixture Whip Order Form.....	37

### Tube Guards

Standard Tube Guards.....	39
UV Filtering Tube Guards.....	42
Heat Sink Screens.....	43

### Temporary Lighting

TIGER 400 and TIGERcub 175 HID™ Light Fixtures.....	45
TIGRESS™ 105-Watt CFL Light Fixture.....	47
Deluxe and Contractor Grade CordLights™.....	49
Safety Cages.....	50
Insulation Piercing Lamp Socket.....	50
Pigtail Lamp Socket.....	50

### Landscape Lighting

Landscape SplicePost™.....	52
Landscape LightPost™.....	53

## GROUND BONDING PRODUCTS

### Ground Bonding PigTails™

Insulated Solid Wire PigTails.....	56
Insulated Stranded Wire PigTails.....	57
Single and Dual-Gang PigTails.....	58
PowerTails® Device Wiring Conductors.....	59
Ground Bonding Application Examples.....	60
Ground Screws.....	61
Ground Clips.....	61

## SPLICE KITS/HEAT SHRINK TUBING PRODUCTS

### Splice Kits

UF Cable Splice Kit.....	64
Copper Butt Splice Kits.....	64
Self Sealing UF Splice Kit.....	65
Dual Rated Butt Splice Kits.....	65
UF Stretcher Kit.....	65

### Heat Shrink Tubing

Thick Wall Heat Shrink Tubing.....	67
Bulk Thick Wall Heat Shrink Tubing.....	67
Heat Shrink Torch.....	68

## PRODUCT ACCESSORIES

### Residential Accessories

Air Conditioner Whips.....	72
Wall Plate Insulation Gasket.....	72
Power/Appliance Cords.....	73
Range Cords.....	73
Dryer Cords.....	73

### Commercial Accessories

Duct Seal Compound.....	75
Tie Wire.....	75
Side and Top Mount Fixture Hangers.....	75
Single Loop Jack Chain.....	76
S-Hooks.....	76

## PART NUMBER/UPC INDEX..... 77

## SALES REPRESENTATIVES..... 79

## PRODUCT WARRANTY..... 80

# LIGHTING PRODUCTS

- STAIRWELL LIGHTING
- RETROFIT LIGHTING
- UTILITY LIGHTING
- FIXTURE WHIPS
- TEMPORARY LIGHTING
- TUBE GUARDS
- LANDSCAPE LIGHTING

# STAIRWELL LIGHTING

Safety and security lighting has always been a concern for building owners and facility managers, a common business interest in customer satisfaction and employee comfort. Until recently, safety and security lighting was not identified as an energy savings opportunity and conservation measure because stairwells, corridors, public egress and other circulation areas, are required to be illuminated 24 hours a day, 7 days a week, regardless of whether they are occupied. Unfortunately this represents a significant energy expense and unnecessary waste of electricity. The “typical” energy savings solution for upgrading illumination that required 24/7 lighting was to retrofit the existing light fixture to a more energy efficient T8 lamp.

## **SIGNIFICANT ENERGY SAVINGS**


Engineered Products Company (EPCO) Stairwell Light Fixture is a single and bi-level two (2) or three (3) lamp surface mounted lighting system solution designed to maintain minimum illumination requirements in compliance with the ASHRAE/IES 90.1 building standard that maximizes energy savings for your facility.

This light fixture is primarily suited for indoor applications and includes an integrated microwave or ultrasonic lighting control sensor that reduces lumen output to minimum standards—as low as 25% of normal output—when no one is present. When this light fixture system detects someone in the area, illumination levels are restored to full brightness. This can result in annual energy savings from 50% to 75% for each Stairwell Light Fixture that is installed or replaced.

## **OCCUPANCY SENSING LIGHTING CONTROLS**

EPCO's Stairwell Light Fixture's 180° high frequency, extremely sensitive Microwave or Ultrasonic Motion Lighting Control Sensors are mounted internally – dimmable to 25%. The user selectable bi-level lighting operation can adjust to the “low light” standby level with the ability to instantly transition to “full” light output when occupancy is detected by either motion sensor for safety and compliance requirements as well as designated emergency egress.

### MICROWAVE AND ULTRASONIC OCCUPANCY MOTION LIGHTING CONTROL SENSOR STAIRWELL LIGHT FIXTURES



STAIRWELL LIGHT FIXTURE WITH MICROWAVE OCCUPANCY SENSOR LIGHTING CONTROL



STAIRWELL LIGHT FIXTURE WITH ULTRASONIC OCCUPANCY SENSOR LIGHTING CONTROL

#### BENEFITS

- Operates in compliance with the “always on” ASHRAE/IES 90.1 building standard to maintaining proper illumination levels in stairwells, public egress, and other circulation areas while occupied (when properly installed).
- Integral microwave or ultrasonic lighting controls reduce illumination when not needed but activates the light fixture “ON” for safety and security identified locations.
- Standby light levels can be reduced to 25% to maximize energy savings, reduce peak energy demand and energy consumption costs thereby making this an attractive upgrade for single and bi-level lighting applications.
- In addition to significant energy savings realized from the implementation of EPCO’s Stairwell Light Fixture system technology, a new facility installation or retrofitting an existing facility may qualify for a rebate from your utility. See the yellow box to the right for typical minimum rebate requirements.

#### FEATURES

- UL listed. Suitable for indoor use only.
- Designed for wall mount applications only. Note: T8 Lamps are not supplied.
- High quality two or three-lamp light fixtures that operate on 120V-277V circuits.  
**Note:** *The Microwave Occupancy Sensor Lighting Control operates on 120 Volt Circuit Only!*
- Corrosion resistant fixture housing, fixture housing channel ends, and lamp socket brackets are manufactured from 22-gauge carbon steel, pre-painted with a highly reflective white finish.
- Fixture Mounting: Two (2) Keyhole slots on the rear panel of the light fixture for surface mounting to a wall.
- Installation: Eight (8) knockouts provided on the top, side and rear panel of the light fixture to facilitate fixture wiring.
- 72-hour lamp conditioning circuit (Ultrasonic Lighting Control) operates the lamps at 100% before allowing the lighting controls to “switch” them into full occupancy operating mode thereby ensuring long lamp life.
- “Optional” Emergency Battery Back-up operation to ensure emergency lighting is available in the event of a power outage even if the light fixture is not on an emergency circuit.
- All light fixtures 100% tested at the factory before shipment.

#### TYPICAL APPLICATIONS:

- Stairwells and Corridors in Commercial Buildings, Public or Residential Multi-use Facilities with two (2) or more levels including Hotels, Condominiums, Nursing Homes, Office Buildings, and more.
- Infrequently used Storage and Supply Rooms
- Small Classrooms or Lecture Halls
- Conference, Meeting and Training Rooms
- Employee Lunch and Break Rooms
- Restrooms in Schools, Universities, Stadiums, Arenas or Auditoriums
- Locker, Fitting and Dressing Rooms
- Laundry and Maintenance Rooms

#### Typical Rebate Requirements

- Only complete, new fluorescent fixtures with programmed-start electronic ballasts and lamps that meet requirements in the “Second Generation T8 Linear Fluorescent Lamps with Electronic Ballasts” category qualify.
- Must be manufactured with integrated lighting control (occupancy sensors) that control the individual light fixture and meet UL requirements.
- All lamps must be medium bi-pin-based linear fluorescent lamps.
- Must include “microwave” or “ultrasonic” lighting controls with a fail-safe feature in case of lamp failure caused by a sensor failure.
- The bi-level stairwell fixture must operate at low-standby light levels during vacancy with the capability to switch to full light output upon occupancy.

## OCCUPANCY SENSING LIGHTING CONTROLS

- **Ultrasonic Motion Sensor**<sup>(1)</sup>: Adjustable “time delay” can be programmed at “full-on” from 5 to 30 minutes.


<sup>(1)</sup>WattStopper® Ultrasonic Occupancy Sensor radiates high frequency (40Hz) sound waves that are undetectable to the human ear. The sound waves bounce off surfaces, including people and other moving objects. Motion is detected via shifts in frequency sound waves. In rooms with hard surfaces, ultrasonic occupancy sensors can detect occupants around corners and out of the line of sight. This sensor type is more sensitive than microwave sensors and PIR sensors in locations where people are moving toward or away from the sensor.

Provides functions for testing, overriding the light fixture “ON” and a 72-hour lamp burn-in mode.




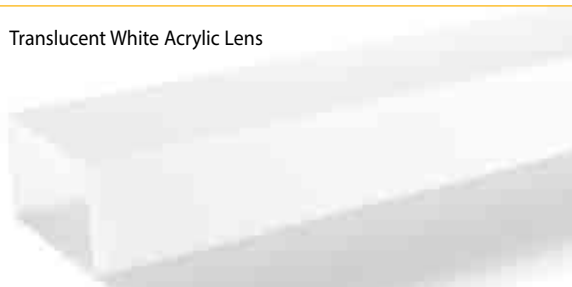
- **Microwave Motion Sensor**: Adjustable “time delay” can be programmed at “full-on” from 10 seconds to 30 minutes.

The microwave sensor is the most reliable occupancy sensor at a reduced cost. Microwaves emitted from the detector cover a wide range to detect movement and activate lighting controls or an alarm. The sensor is an active motion detector. It emits high-frequency electro-magnetic waves (5.8 GHz) and receives their echo. The sensor detects the change in echo from even the slightest movement in its detection zone. A microprocessor then triggers the “switch light ON” command. Detection is possible through doors, panes of glass or thin walls. Persons or objects moving towards this sensor provides the best detection.



## LENS TYPE

- 100% Impact Resistant **Prismatic Acrylic Lens or Translucent White Acrylic Lens** - Standard on all Stairwell Light Fixtures.



## STAIRWELL LIGHT FIXTURE SPECIFICATIONS

### CONSTRUCTION

The Stairwell Light Fixture’s housing is die formed from heavy-duty 22 gauge cold roll steel with over-lapping end caps to insure uniformity and maintain dimensional stability.

### BALLAST TYPE

- Electronic T8 Class P Thermally Protected, CEE NEMA Premium Compliant

### LAMP TYPES

- Two (2) 32-watt T8 linear fluorescent lamps or; three (3) - one (1) 17-watt and two (2) 32-watt T8 linear fluorescent lamps (not supplied)

### COMPLIES WITH INDUSTRY STANDARDS

- Life Safety NFPA 101
- 2014 National Electrical Code (NEC)
- International Building Code
- Uniform Building Code
- All State and Local Municipal Codes



### STAIRWELL LIGHT FIXTURE SPECIFICATIONS (CONT)

#### LAMP HOLDERS

- T8 Medium bi-pin standard profile turn-type lamp holder.

#### FIXTURE SIZE

- Length: 48 inches (1219mm), Width: 5.53 inches (140mm), Height: 5 inches (127mm)

#### OPERATING VOLTAGE

- 120-277 VAC, 60 Hz. *Note: 120 VAC only when the Microwave Occupancy Sensor Lighting Control is specified.*

### STAIRWELL LIGHT FIXTURE PART NUMBERS

Catalog Number	UPC Number	Description	Order Unit	Order Qty	Unit Pkg	Units/Case	TL Case Qty	Min Order Qty	MM Req	Ship Wt (Lbs)
72001	72001	4-FT Stairwell Light Fixture: Fits Two (2) 4-FT T8 Lamps, Programmed Start Ballast, Microwave Sensor, Translucent White Acrylic Lens (100% ON/OFF)	EA	1	BX	1	1	6	Yes	10
72002	72002	4-FT Stairwell Light Fixture: Fits Two (2) 4-FT T8 Lamps, One (1) 2-FT T8 Lamp, Programmed Start and Instant Start Ballasts, Microwave Sensor, Translucent White Acrylic Lens	EA	1	BX	1	1	6	Yes	11
72003	72003	4-FT Stairwell Light Fixture: Fits Two (2) 4-FT T8 Lamps, Dimming Ballast, Ultrasonic Sensor, Translucent White Acrylic Lens	EA	1	BX	1	1	6	Yes	10
72004	72004	4-FT Stairwell Light Fixture: Fits Two (2) 4-FT T8 Lamps, Instant Start Ballast, Translucent White Acrylic Lens - No Sensor <b>Note: 100% Full-On</b>	EA	1	BX	1	1	6	Yes	10
72051	72051	4-FT Stairwell Light Fixture: Fits Two (2) 4-FT T8 Lamps, Programmed Start Ballast, Microwave Sensor, Prismatic Acrylic Lens (100% ON/OFF)	EA	1	BX	1	1	6	Yes	10
72052	72052	4-FT Stairwell Light Fixture: Fits Two (2) 4-FT T8 Lamps and One (1) 2-FT T8 Lamp, Programmed Start and Instant Start Ballasts, Microwave Sensor, Prismatic Acrylic Lens	EA	1	BX	1	1	6	Yes	11
72053	72053	4-FT Stairwell Light Fixture: Fits Two (2) 4-FT T8 Lamps, Dimming Ballast, Ultrasonic Sensor, Prismatic Acrylic Lens	EA	1	BX	1	1	6	Yes	10
72054	72054	4-FT Stairwell Light Fixture: Fits Two (2) 4-FT T8 Lamps, Instant Start Ballast, Prismatic Acrylic Lens - No Sensor <b>Note: 100% Full-On</b>	EA	1	BX	1	1	6	Yes	10
720010	720010	Replacement Lens: 4-FT, Translucent White Acrylic	EA	1	BX	4	4	4	Yes	5
720011	720011	Replacement Lens: 4-FT, Prismatic Clear Acrylic	EA	1	BX	4	4	4	Yes	5

#### Stairwell Light Fixture Limited Warranty

Engineered Products Company (herein known as EPCO) warrants that it will repair, replace or refund, at EPCO's sole option, any Stairwell Light Fixture that is defective in materials or workmanship for a period of one (1) year from the date of original purchase. This warranty only applies to the original purchaser and is not transferable.

#### This warranty does not apply to any of the following:

- Any Stairwell Light Fixture that has been incorrectly installed by drilling holes, puncturing, piercing or any other means that will alter the integrity of the fixture housing.
- Damage caused by the use of parts, components, and/or other equipment(s) that are not compatible, suitable, and/or unauthorized by EPCO for use with the Stairwell Light Fixture.
- Damage resulting from use of the Stairwell Light Fixture in what EPCO, at its sole discretion, considers extreme applications.
- Product damage as determined by EPCO to be caused by a crash, impact, or obvious signs of abuse to the Stairwell Light Fixture.
- Should a replacement be required, there are no charge-backs for any labor required to remove, re-install, or re-power the Stairwell Light Fixture.

#### Stairwell Light Fixture Ballast Warranty

The Ballast Warranty is five (5) years and is limited to the original installation only. Contact the ballast manufacturer directly for more specific information on their warranty policy and procedures.

#### <sup>(1)</sup> WattStopper Lighting Control Ultrasonic (Occupancy Sensor) Warranty

Watt Stopper/Legrand warrants its Ultrasonic Sensor to be free of defects in materials and workmanship for a period of five (5) years. Should any defects occur after installation, and within the warranty period, these defects should be specifically described to your local WattStopper representative. WattStopper will furnish materials to repair or replace the Ultrasonic Sensor that may prove to be defective in its workmanship and materials within the warranty period. This does not apply to: (1) damage caused by accident, abuse, or mishandling; (2) materials which have been subject to unauthorized repair; (3) any Ultrasonic Sensor not used in accordance with the supplied operating instructions; or (4) ordinary wear and tear. WattStopper will be limited to furnishing of new parts, free of charge, in exchange for parts proven to be defective and does not include any other costs of removal or re-installation.

#### Engineered Products Company Lighting Controls (Occupancy Sensor) Warranty

EPCO will replace any Microwave Sensor that is defective in quality, material, or workmanship for a period of one (1) year from the date of original purchase. This limited warranty only applies to the original purchaser and is not transferable. This does not apply to: (1) damage caused by accident, abuse, or mishandling; (2) any Microwave Sensor which have been subject to unauthorized repair; (3) any Microwave Sensor not used in accordance with the supplied operating instructions; or (4) ordinary wear and tear. EPCO will be limited to furnishing only a new sensor, free of charge, in exchange for the originally installed sensor that is proven to be defective. EPCO's warranty and does not include the costs of removal or re-installation. Contact EPCO's Inside Sales Department directly for more specific information on the Microwave Sensor warranty policy.

**UNITS OF MEASURE KEY** Order Unit: The Unit to be ordered; Unit Qty: Number of pieces in each Unit; Unit Pkg: Unit Packages contained in the case - Packaging types - BG (Bag), BRL (Barrel), BX (Box), BN (Bulk), PKG (Package), EA (Each), RL (Roll), LB (Pound), C (Hundred), M (Thousand); Units/Case: Unit packages contained in the Case; TL Case Qty: The total number of items in each Master Case; Min Order Qty: The smallest Unit that can be ordered; MM Req: Must order multiples of the Unit in the stated quantities; Ship Wt (Lbs): Total weight of the units per Carton



# RETROFIT LIGHTING

Our Retrofit Conversion Kits convert older 4-foot and 8-foot T8 or T12 strip-light fixtures into energy efficient T5 or T8 light fixtures. Each kit includes T5 or T8 Bi-Pin Lamp Sockets, Retrofit Bracket Socket Plates, and Self-Tapping Screws.

- Complies with UL Standard 1598B.
- Pre-wired conversion kit brackets; the installer only needs to complete the bracket installation and ballast lead terminations.
- Pre-painted with smooth, glossy, highly reflective white paint.
- Includes pre-punched holes for installing Ballast Covers or Reflectors.

## BENEFITS FOR THE FACILITY OWNER

- Simple upgrade to an energy efficient T5 or T8 light fixture.
- The original light fixture housing is reused. This reduces the retrofit conversion time for a new T5 or T8 light fixture to half the cost and half the time compared to the installation of a new fixture.
- Improved efficiency, lighting quality, and longer lamp life.
- Simplifies your lamp inventory to one lamp type and color temperature.
- Converting old light fixtures to energy efficient T5 or T8 light fixtures will provide energy savings up to 49%, and the return on investment can be as short as 15 months.

## DISTRIBUTOR BENEFITS

- The combination of our low cost Retrofit Conversion Kit, electronic ballasts, and T5 or T8 fluorescent lamps are recognized as the most energy efficient lighting system today.
- Our Retrofit Conversion Kits are made in the USA, complies with the American Recovery and Reinvestment Act (ARRA), and allows the contractors to readily participate in Government sponsored lighting retrofit projects.

## CONTRACTOR BENEFITS

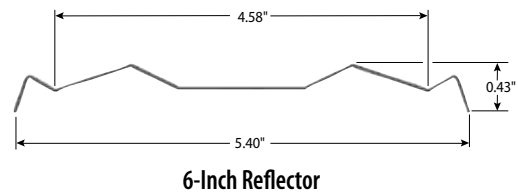
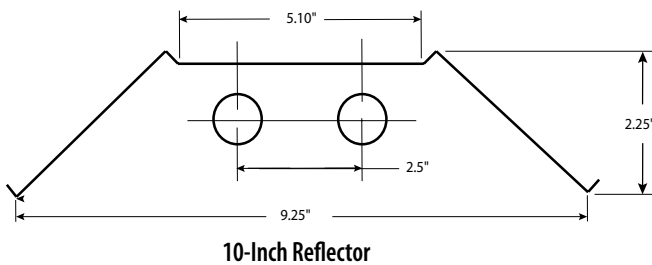


- Viable retrofit opportunities in commercial, industrial, and institutional buildings that have not converted to the energy efficient T5 or T8 lighting systems.
- Labor savings! The combination of high efficiency ballast, T5 or T8 lamps, and the low cost of our Retrofit Conversion Kits is a fast and easy installation.
- Requires minimal rewiring.
- Minimal recycling on the job site.

### BALLAST COVERS AND REFLECTORS

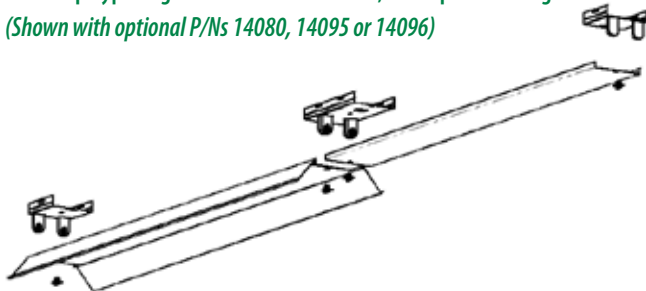
- Tool-less installation. Quickly and easily attaches to the Retrofit Conversion Kit Bracket using 1/4 Turn Retainer Clips.
- Complies with the majority of utility rebate requirements.
- Optimizes light output and helps to reduce energy consumption.
- Standard Ballast Cover (Steel) - P/N 14080: White, Reflectance 92%.
- Nominal Length: 4-Feet.
- Aluminum Reflectors - Improves the usable light.
  - P/Ns 14091 (6-inch) and 14095 (10-inch): White, Reflectance 92%.
  - P/Ns 14092 (6-inch) and 14096 (10-inch): Specular, Reflectance 96%.

### TYPICAL APPLICATIONS:

- Commercial Buildings
- Industrial Facilities
- Factories
- Warehouses and Storage Areas
- Strip Malls and Shopping Centers
- Schools and Recreation Areas
- Airport, Train and Bus Terminals
- Fast Food Restaurants
- Other applications where retrofitting existing lighting systems will provide improved lumen output and energy savings.




**Part Numbers - 14060 and 14050:** Converts an 8-foot, 1 or 2 Lamp T8 or T12 "strip-type" Light Fixture into an 8-foot, 4 Lamp T5 or T8 Light Fixture (Shown with optional P/Ns 14080, 14095 or 14096)



**Note:** Does not include optional Ballast Cover or Reflectors.

**Part Numbers - 14066 and 14090:** Converts a 4-foot, 1 or 2 Lamp T8 or T12 "strip-type" Light Fixture into a 4-foot, 2 Lamp T5 or T8 Light Fixture (Shown with optional P/Ns 14095 or 14096)



**Note:** Does not include optional Ballast Cover or Reflectors.

Catalog Number	UPC Number	Description	Order Unit	Unit Qty	Unit Pkg	Units/Case	TL Case Qty	Min Order Qty	MM Req	Ship Wt (Lbs)
<b>T5 Retrofit Conversion Kits</b>										
14060	14060	T5 Retrofit Conversion Kit: for 8-FT Fixture, 4 Lamp	EA	1	BG	10	10	10	Yes	14
14065	14065	T5 Retrofit Conversion Kit: for 8-FT Fixture, 2 Lamp	EA	1	BG	10	10	10	Yes	14
14066	14066	T5 Retrofit Conversion Kit: for 4-FT Fixture, 2 Lamp	EA	1	BG	10	10	10	Yes	14
14067	14067	T5 Retrofit Conversion Kit: for 4-FT Fixture, 1 Lamp	EA	1	BG	10	10	10	Yes	14
<b>T8 Retrofit Conversion Kits*</b>										
14050	14050	T8 Retrofit Conversion Kit: for 8-FT Fixture, 4 Lamp	EA	1	BG	10	10	10	Yes	14
14050B	14052	T8 Retrofit Conversion Kit (BULK): for 8-FT Fixture, 4 Lamp	EA	1	BN	20	20	20	Yes	28
14051	14051	T8 Retrofit Conversion Kit: for 8-FT Fixture, 4 Lamp, with Jumper and WAGO® Connector	EA	1	BG	10	10	10	Yes	14
14051B	14053	T8 Retrofit Conversion Kit (BULK): for 8-FT Fixture, 4 Lamp, with Jumper and WAGO® Connector	EA	1	BN	20	20	20	Yes	28
14055	14055	T8 Retrofit Conversion Kit: for 8-FT Fixture, 2 Lamp	EA	1	BG	10	10	10	Yes	14
14056	14056	T8 Retrofit Conversion Kit: for 8-FT Fixture, 2 Lamp, with Jumper and WAGO® Connector	EA	1	BG	10	10	10	Yes	14
14057	14057	T8 Retrofit Conversion Kit: for 4-FT Fixture, 1 Lamp	EA	1	BG	10	10	10	Yes	14
14070†	14070	T8 Retrofit Conversion Kit: for 8-FT Fixture, 4 Lamp Use Programmed Start Ballast ONLY	EA	1	BG	10	10	10	Yes	14
14071†	14071	T8 Retrofit Conversion Kit: for 8-FT Fixture, 2 Lamp Use with Programmed Start Ballast ONLY	EA	1	BG	10	10	10	Yes	14
14076†	14076	T8 Retrofit Conversion Kit: for 4-FT Fixture, 2 Lamp Use with Programmed Start Ballast ONLY	EA	1	BG	10	10	10	Yes	14
14077†	14077	T8 Retrofit Conversion Kit: for 4-FT Fixture, 1 Lamp Use with Programmed Start Ballast ONLY	EA	1	BG	10	10	10	Yes	14
14090	14090	T8 Retrofit Conversion Kit: for 4-FT Fixture, 2 Lamp	EA	1	BG	10	10	10	Yes	14
<b>Retrofit Conversion Kit Accessories</b>										
14080	14080	Standard Ballast Cover: 4-FT - White, 1/4 Turn Retainer Clips for 4.25" Wide Fixture Housing ONLY	EA	1	BX	20	20	20	Yes	27
14085	14085	1/4 Turn Retainer Clips: for Ballast Cover and Reflectors	EA	1	BG	40	40	40	Yes	1
14091	14091	White Reflector: 4-FT, 6-inch - Nominal Width 5.40", with 1/4 Turn Retainer Clips, for 4.58" Wide Fixture Housing ONLY	EA	1	BX	20	20	20	Yes	14
14092	14092	Specular Reflector: 4-FT, 6-inch - Nominal Width 5.40", with 1/4 Turn Retainer Clips, for 4.58" Wide Fixture Housing ONLY	EA	1	BX	20	20	20	Yes	14
14095	14095	White Reflector: 4-FT, 10-inch - Nominal Width 9.25", with 1/4 Turn Retainer Clips, for 5.10" Wide Fixture Housing ONLY	EA	1	BX	20	20	20	Yes	16
14096	14096	Specular Reflector: 4-FT, 10-inch - Nominal Width 9.25", with 1/4 Turn Retainer Clips, for 5.10" Wide Fixture Housing ONLY	EA	1	BX	20	20	20	Yes	16

**Note: \*1. T8 RETROFIT KITS FOR USE WITH INSTANT START BALLAST ONLY EXCEPT P/NS 14070, 14071, 14076 AND 14077!**

2. Accommodates fixture housing widths between 4.25" to 5.0".

3. Energy consumption and savings will vary based on the operating hours per day, the number of operating days per year, the energy cost from your local service provider, and lamp cost.

†4. Our Retrofit Conversion Kits may be suitable for use with Linear LED Retrofit Lighting. These designated Retrofit Conversion Kit part numbers fitted with "non-shunted" lamp holders are suitable for use with linear LED lamps (T5 and T8 shaped LED tubes) as long as the LED lamps are classified per UL 1598C.

**UNITS OF MEASURE KEY** Order Unit: The Unit to be ordered; Unit Qty: Number of pieces in each Unit; Unit Pkg: Unit Packages contained in the case - Packaging types - BG (Bag), BRL (Barrel), BX (Box), BN (Bulk), PKG (Package), EA (Each), RL (Roll), LB (Pound), C (Hundred), M (Thousand); Units/Case: Unit packages contained in the Case; TL Case Qty: The total number of items in each Master Case; Min Order Qty: The smallest Unit that can be ordered; MM Req: Must order multiples of the Unit in the stated quantities; Ship Wt (Lbs): Total weight of the units per Carton



# UTILITY LIGHTING

Our energy efficient and cost-effective Utility Light Fixtures and Accessories meet a very broad variety of lighting applications. We currently provide linear, multi-lamp fluorescent light fixtures as well as single-lamp utility light fixtures. Both light fixture types are UL listed for use in “damp” or “wet” lighting applications.

## GFF, GFFW, GLF AND GLFW SERIES™

EPCO’s gasketed “vapor-tight” fluorescent and LED multi-lamp light fixtures (GFF/GFFW and GLF/GLFW, respectively) are easily configurable for a wide range of lighting applications using T5, T8, or T8 LED lamps. They are energy efficient, maintain a NEMA 4X / IP66/67 wet location rating makes them suitable for applications where high-pressure wash-down is required. Fast and easy installation is achieved using our “unique” mounting hardware bracket for ceiling or wall mount applications saves the contractor time and reduces overall labor cost.

These light fixtures are ideal for high-bay locations such as warehouses, parking garages, food processing facilities, commercial kitchens, pedestrians walkways, road tunnels, as well as other locations that require above-average lighting. In many of these installations, the use of a “vapor-tight” fluorescent or LED light fixture can reduce the number of fixtures required to meet your lighting requirements.

## PROSERIES™ EDISON BASE, GU24 AND LED

The ProSeries™ Utility Lights are rated for use in “wet” locations and are available in three (3) configurations:

- **ProSeries Edison-base:** The Nickel-plated brass screw shell is recessed in the fixture housing to facilitate the installation of large incandescent or LED lamps. When mounted vertically, the glass globe will not permit dust or water to enter the junction box.
- **ProSeries GU24-base:** The GU24 socket and base system is designed to replace the Edison-base socket in energy efficient lighting fixtures. This light fixture was designed for compatibility with energy efficiency regulations and qualified as energy efficient under Title 24-2005. It is not backward compatible and cannot be operated with an incandescent lamp.
- **ProSeries LED:** Many commercial and industrial facilities, in addition to swine, poultry and agricultural support buildings are transitioning to this LED light fixture because of its minimal maintenance requirements, high lumen output, and the opportunity for this light fixture to qualify for rebates from their local utility.

All three configurations include a UV resistant, high impact and corrosion resistant 18 cubic-inch junction box that provides capacity for an additional circuit that meets the National Electric Code junction box fill requirements.

## 15000 SERIES

The core of our single-lamp light fixtures is the 15000 Series Utility Light. We have sold more light fixtures from the 15000 Series family than any other manufacturer because of its outstanding quality and in-use longevity. These UL listed light fixtures are rated for use in “damp” locations and include a corrosion resistant nickel-plated brass screw shell - at no extra cost.\* The benefit – long lasting, superior performance, especially under severe environmental conditions like heat, cold, ammonia, and humidity typically found in animal confinement areas.

The 15000 Series Utility Light has been a key factor for many years to support worker safety, improved animal production, and provide farmstead security to older barns and utility out-buildings that have substandard lighting systems.

\* UL Listed. Engineered Products Company’s 15000 Series Utility Lights meet the Minnesota State Board of Electricity Electrical Wiring requirements for Agricultural Buildings and the 2014 National Electrical Code, Article 547.5 (C) (1, 2, and 3).



**GFF, GLF, GFFW AND GLFW SERIES LIGHT FIXTURES**

Our domestically manufactured Gasketed Fluorescent (GFF / GFFW) and LED (GLF / GLFW) Series Light Fixtures accommodate both T5, T8 and T8 LED lamps, all rated for long life, energy efficiency, and more uniform lumen distribution. For high or low ceiling applications, the highly reflective coated finish of the GFF, GLF, GFFW and GLFW light fixtures' gear tray surface translates into improved efficacy by providing more usable lumens per watt.

**COMMONALITIES**

- UL Listed. Suitable for indoor or outdoor use including wet locations. File #: E319552.
- Fast installation saves time and reduces labor cost.
- Reliable, durable, maintenance free performance!
- Meets the requirements of the 2014 National Electrical Code: Articles 410.10(A), 410.104(A), 410.130(G)(1), 547.5(C)(1) and (2), and 547.8(A) and (B).
- Long lasting fixtures will not deteriorate under most hostile environments when it is installed according to factory procedures.
- Multiple configurations available in 2-foot, 4-foot and 8-foot lengths.  
*Note: The GFFW and GLFW Light Fixtures are only available in a 4-foot length!*
- Ingress Protection – NEMA 4X and IP66/IP67 rated dust and moisture resistant luminaire; suitable for use in wet locations where high-power pressure wash-down is required.
- Gear tray: tethered and hinged to fixtures provide quick access to the ballast wiring to simplify installation, power-to-ballast termination, and allow for easy ballast replacement.
- Continuous “poured-in-place” closed cell polyurethane gasket completely seals the fixture from dust and moisture.
- Fixture Mounting Hardware allows the contractor to pre-install the mounting brackets to mounting surface without drilling into the fixture housing.
- Luminaire Disconnect: Enables the electrical contractor to easily and safely disconnect the incoming power to allow safe servicing to the light fixtures.  
*Note: No Luminaire Disconnect for light fixtures using T8 LED lamps!*
- Impact resistant acrylic diffusers withstand breakage from high power pressure washers; lowers replacement and maintenance costs.
- Solid reinforced fixture housings provide strong rigidity with no deflection. The fixture housing is rated 5VA-F1 fiberglass.\*
- “Captive” Acetal (Plastic) or Stainless Steel Latches.
- Domestic Ballast Manufacturer.
- 100% factory tested before shipping. No contractor callbacks!
- Two (2) 1/2” trade size knockouts on each end of the light fixture housing accommodates standard conduit fittings.

\*Note: Quantified and tested by Underwriters Laboratories, reference UL 746C.



GFF AND GLF (NARROW BODY)



GFFW AND GLFW (WIDE BODY)

**TYPICAL APPLICATIONS:**

- Food Processing Facilities
- Commercial Kitchens
- Laundries
- Industrial Facilities
- Saunas
- Car Washes
- Storage Buildings
- Pedestrian and Road Tunnels
- Parking Garages
- Elevator Shafts
- Refrigerators and Freezers
- Locker Rooms
- And more...



**INGRESS PROTECTION**

Continuous “poured-in-place” closed cell polyurethane gasket seals the light fixtures from dust and moisture and provides protection from -40°C/-40°F to 80°C/176°F.



**OCCUPANCY SENSORS**

Our Occupancy Sensor (OS) is the energy and cost efficient method to manage lighting systems in applications such as stairwells, warehouses, utility and maintenance buildings, storage areas, tunnels and more.

Installing our occupancy sensor can reduce energy consumption by 45% or more. Its installation lowers energy cost by operating similar to a light switch. The sensor turns the lights on when it senses activity in a room or area, then turns the lights off automatically after sensing no activity after a preset time.



Occupancy Sensor  
Option R1 (dry locations)  
Option R2 (dry/cold locations)  
Option R3 (wet locations)

### FIXTURE LATCH OPTIONS

GFF and GLF Series Light Fixtures can be ordered with your choice of Acetal (Plastic) or Stainless Steel Latches.

**Note:** GFFW and GLFW Light Fixtures are only available with Stainless Steel Latches.

Both cam-type latch options accommodate a variety of application environments.

**Acetal (Plastic) Latches (Option C)** provide an exceptional combination of heat resistance, durability and strength over a wide range of ambient temperatures with minimal attachment of airborne particles.

**Stainless Steel Latches (Option S)** are ideal for food processing facilities and related applications. These latches can withstand extreme temperatures for refrigerator and freezer applications as well as the chemicals present in car washes. They are also impervious to acidic conditions making them suitable for use in livestock containment buildings.

**Tamper Resistant Screws (Option T)** can help the building owner save thousands of dollars in re-lamping cost by protecting the fluorescent or LED lamps installed in our light fixtures from tampering, vandalism and theft.



Acetal (Plastic)  
Latch  
(Option C)

Stainless Steel  
Latch  
(Option S)

Tamper  
Resistant  
Screws  
(Option T)

### LAMP GUARD

Our Lamp Guards are constructed of cold-rolled steel wire and resistance welded in a rectangular grid pattern. The Lamp Guard attaches directly to the GFF, GLF, GFFW and GLFW Light Fixtures using the factory-mounted Acetal (Plastic) or Stainless Steel latches.

**Material Finish:** Silver powder coated epoxy; moisture and weather resistant.

Typical applications include:

- Classrooms
- Offices
- Lavatories
- Commerical Kitchens
- Restaurants
- Shopping Centers
- Factories
- Workshops
- Warehouses
- Parking Garages
- Gymnasiums
- Other areas where the fluorescent lamps may be exposed to forceful contact or damage.

GFF and GLF  
Lamp Guard  
(Option O)

GFF and GLF Wire Spacing: Outside section: 2.75" x 3.0"  
Center section: 3.0" x 3.0"

GFFW and  
GLFW Lamp  
Guard  
(Option O)

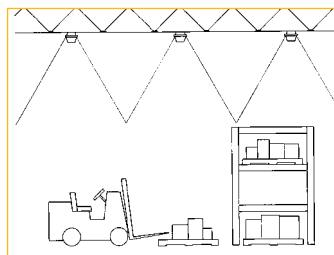
GFFW and GLFW Wire Spacing: Outside section: 2.75" x 3.0"  
Center section: 3.0" x 3.5"

### SPECULAR REFLECTORS

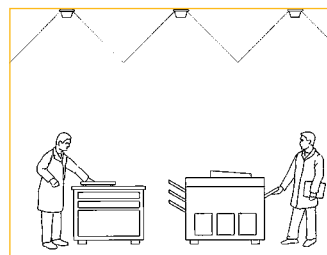
- Specular reflectors can reduce lighting energy costs by as much as 30%.
- Provides additional light into the work space.
- Delivers the highest efficacy at the lowest watts per square foot that enables lamps to perform at maximum efficiency.
- Two (2) reflector styles:
  - **The Basic Reflector (Option B)** concentrates light to specific work areas and provides more uniform illumination.
  - **The Wide Reflector (Option W)** provides a broader dispersion of light at higher and lower mounting levels in warehouses, manufacturing areas, factories, commercial kitchens, parking garages, as well as outdoor lighting applications.
- Both reflectors provide 95% reflectivity to enhance energy efficiency for more effective lighting.

**Note:** Wide Reflector is available ONLY for 4-foot, two (2) lamp and 8-foot, four (4) lamp GFF Series Light Fixtures. Specular reflectors are not needed for the GLF or GLFW Series Light Fixtures.

GFFW - Specular Reflector  
(Option N)



GFF - Basic Specular Reflector  
(Option B)



GFF - Wide Specular Reflector  
(Option W)



**IMPACT RESISTANT UV STABILIZED DIFFUSERS**

- 100% Impact Resistant Acrylic Diffusers.
- No tools or fasteners are required to attach the Diffuser to the fixture housing.

*GFF and GLF Acrylic Clear Ribbed Diffuser* is standard on all GFF Series Light Fixtures. The Basic Specular Reflector can be used with this Diffuser.

*GFF and GLF Acrylic Clear (Option Q) and Ribbed Frosted Diffuser (Option P)* is intended for use with the Basic and Wide Specular Reflectors.

*GFFW and GLFW Acrylic Clear Diffuser* is standard on all GFFW and GLFW Series Light Fixtures.

**Note:** Each end of the Acrylic Clear Diffuser is frosted to minimize untargeted light dispersion.



**FIXTURE SUSPENSION SYSTEM KIT**

The Suspension Kit (P/N: GFF-FSSK) provides instant and "tool-less" infinite height adjustment when installing our light fixtures.

- Easily suspends light fixtures, signage, mechanical, HVAC systems, and other objects that require suspension from beams, trusses, or joists.
- Eliminates the need for chain, S-Hooks, threaded rods and strut support nuts.
- Maintenance-free and requires no ongoing adjustments.
- Suspension Cable Length: 100-inches with two (2) 20-inch Y-cables and two (2) swaged spring-loaded steel hooks with bright nickel plating on Y-cable ends with fuse cut cable to prevent fraying.
- Safe Working Load: 75 lbs. (34 kg.)
- Minimal breaking strength: 420 lbs. (190.5 kg.)
- Maximum load rating for one (1) cable: 62 lbs. (28.1 kg.); two (2) cables: 124 lbs. (56.2 kg.)
- Warranty - one (1) year.
- One (1) kit includes:
  - Two (2) 1/16" (1.587 mm) x 10-foot galvanized steel cables with two (2) attached spring-loaded steel hooks ensure positive attachment. Steel Hook Inside Diameter: 0.5 inches.
  - Two (2) tool-less suspension cable adjustment blocks.

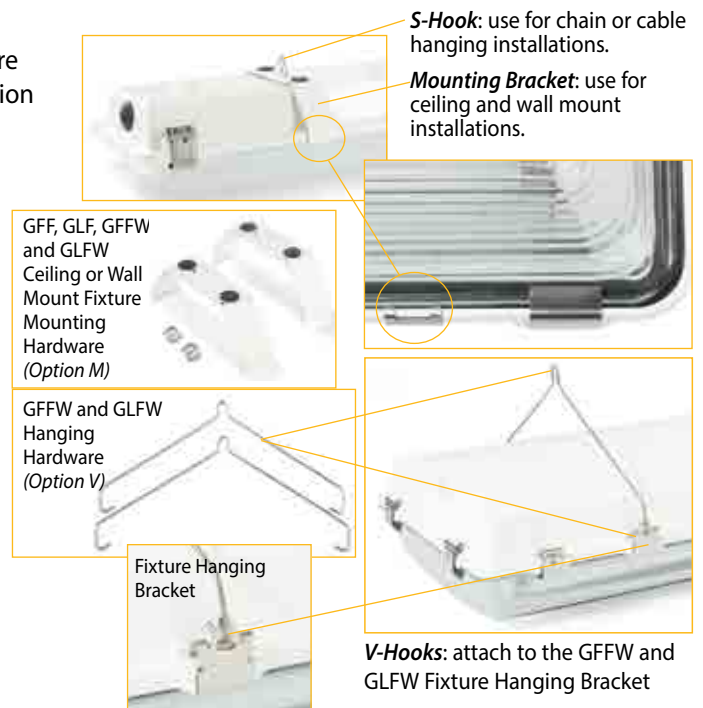


**FIXTURE MOUNTING HARDWARE**

Fixture Mounting Hardware eliminates drilling through the fixture housing to maintain the IP66/IP67 "wet" location ingress protection rating.

- *The Fixture Mounting Hardware (Option M or P/N: GFF-MH)* includes two (2) "snap-on" mounting brackets that attach to the outside edge of the fixture housing. The mounting brackets are suitable for ceiling or wall mount applications but can also be used with chain or cable mounting applications when using the S-Hooks.
- *The GFFW and GLFW Hanging Hardware (Option V or P/N: W-VHOOK)* uses two (2) V-Hooks that are used for chain or cable mounting applications to expedite fixture installation.

**Installation Notice:** We recommend the purchase and use of the Fixture Mounting Hardware when installing a 2-foot, 4-foot or 8-foot light fixture and the V-Hooks when installing a 4-foot GFFW or GLFW Series Light Fixture. Any light fixture that has been incorrectly installed by drilling, puncturing, piercing or any other means that will alter the integrity of the light fixture housing will void the warranty!






### SURFACE MOUNT BRACKET - "Y" OPTION

The Surface Mount Bracket (SMB) provides the contractor with the ability to locate and install a 2-foot, 4-foot or 8-foot GFF or GLF Series Light Fixture directly under or over a junction box to surface mount the fixture to a ceiling or wall.

- The ability to wire the GFF or GLF Series fixtures directly under the junction box.
- Eliminates the cost and installation of a fixture whip and junction box cover plate.
- Reduces installation time and lowers labor cost.
- Providing a water and bug resistant seal that protects the critical area between the junction box's supply conductors and the light fixture. No adhesive sealant or gasket material is required.
- The finished installation of the light fixture is more pleasing to the building owner without a fixture whip running across the ceiling.
- The SMB in combination with the GFF or GLF Light Fixture maintains its UL Listing for "wet" location applications.
- Eight (8) slotted holes simplify and expedite installation.
- Compliant with 2014 National Electrical Code: Article 410.24(B).

**Note:** The Surface Mount Bracket is a "factory installed" option and IS NOT available for Sale as an Accessory or for field retrofit.

We will pre-drill a hole in the GFF or GLF Series Light Fixture housing at the designated "number" location shown in the following diagrams to facilitate pulling the supply conductors from the junction box and into the light fixture.




### SURFACE MOUNT BRACKET: 2-FT GFF OR GLF FIXTURE



Option - Y  
Large Bracket

### SURFACE MOUNT BRACKET: 4-FT GFF OR GLF FIXTURE



Option - Y1  
Large and Small Bracket



Option - Y2  
Large Bracket

### SURFACE MOUNT BRACKET: 8-FT GFF OR GLF FIXTURE



Option - Y1  
Large and Small Bracket



Option - Y2  
Large and Small Bracket



Option - Y3  
Large and Small Brackets (2)

## SPECIFICATIONS

GFF, GLF, GFFW and GLFW Series Light Fixtures provide a degree of protection against the ingress of solid foreign objects (e.g., falling dirt), the ingress of water (e.g., hose directed water), protection against corrosion, and will be undamaged by the external formation of ice on the enclosure.

- UL Listed and approved for use in wet locations.
- LED Tubes are UL 1598C Classified.
- Meets the requirements of the 2014 National Electrical Code: Article 410.10(A).
- NEMA 4X and IP66/67 rated as a water resistant luminaire; protected against dust and strong jets of water.
- Meets the requirements of NSF ANSI Standard 2.\*
- Operating Voltage for Fluorescent: 120V - 277 VAC @ 60 Hz.
- Operating Voltage for LED: 110V - 277 VAC @ 60 Hz.

\*National Sanitation Foundation (NSF International) is a leader in product certification and standards development. The NSF mark (NSF) is your assurance that all GFF, GLF, GFFW and GLFW Series Light Fixtures have been tested and certified. This Standard establishes minimum food protection and sanitation requirements for the materials, design, fabrication, construction, and performance of the GFF, GLF, GFFW and GLFW Series Light Fixtures in the area of food handling and food processing equipment.

## SHIPPING WEIGHT (APPROXIMATE):

- 2-Foot GFF Series Light Fixture: 8 Lbs. (3.62kg)
- 4-Foot GFF Series Light Fixture: 13 Lbs. (4.98kg)
- 8-Foot GFF Series Light Fixture: 21 Lbs. (8.61kg)
- 4-Foot GFFW Series Light Fixture: 26 Lbs. (11.79kg)
- 2-Foot GLF Series Light Fixture: 7 Lbs. (3.175kg)
- 4-Foot GLF Series Light Fixture: 12 Lbs. (5.44kg)
- 8-Foot GLF Series Light Fixture: 19 Lbs. (8.61kg)
- 4-Foot GLFW Series Light Fixture: 24 Lbs. (10.88kg)

**Note:** Bulk packaging is available for GFF and GLF Series Light Fixtures - Option Z (25 or 50 per skid). See photo to the right for an example of bulk packaging.



GFF and GLF Bulk Packaging (Option Z)

## RECOMMENDED LAMP TYPES

- T5 Lamps
- T8 Lamps
- T8 LED Lamps (22-watt equivalent to 32-watt fluorescent)

**Warning:** T8 HO and T8 VHO Lamps must not be used under any circumstances! You will damage the light fixture and void the warranty!

## BALLAST TYPE/MINIMUM STARTING TEMPERATURE:

Electronic T5 or T8 Class P Thermally Protected and CEE NEMA Premium Compliant:

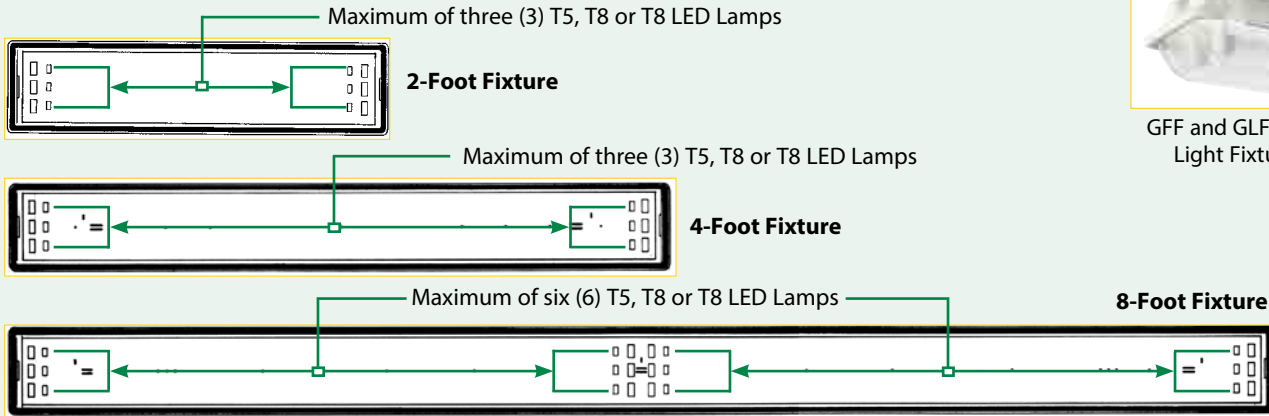
- T5 - High/Standard Output: -20°F / 29°C.
- T8 - Standard Output Ballast: 0°F / 18°C.
- T8 - High Ballast Factor (HBF): -20°F / 29°C.

**Note:** High Ballast Factor is a system operating a standard output lamp to a higher wattage and lumen performance within standard lamp design. High Output (HO) lamps operate with a higher current, thereby requiring ballasts to match the high output lamp designation and design.

## GLF AND GLFW LUMEN OUTPUT

- Light Source: High power LEDs (±5%)
- Emitters: 50,000+ hour life
- Lumens: 1700 Min. (@4100K)
- Color Temperature: 4,100 or 5,000K
- Color Rendering Index (CRI): >80

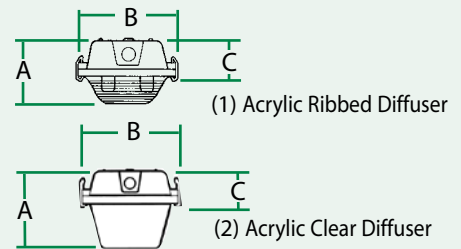
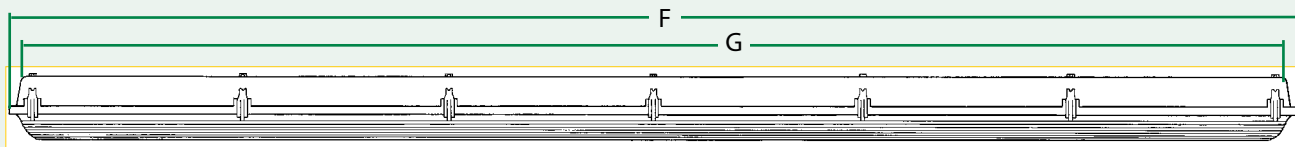
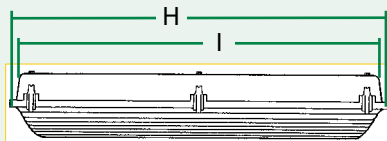
### GFF AND GLF SERIES LIGHT FIXTURES - LAMPS PER FIXTURE



GFF and GLF Series Light Fixtures

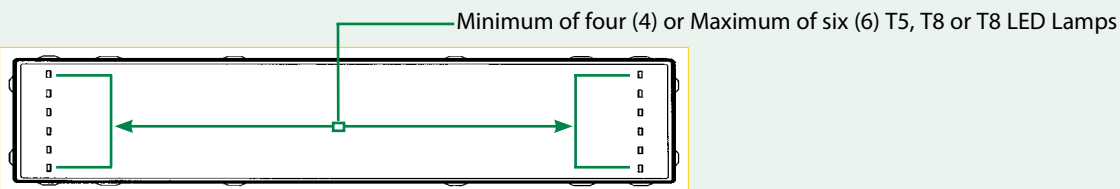
**Note:** 1. Top down view of 2-foot, 4-foot and 8-foot GFF and GLF Series Gear Tray.  
2. The GFF Series 8-foot Light Fixture will not accommodate 8-foot T8 lamps.

A	B	C	D	E	F	G	H	I
4.25" (1) / 5.75" (2)	6.812"	2.44"	49.7"	51.7"	100"	98.0"	27.7"	25.7"



**Note:** Dimensions "E", "F" and "H" reference the 1/2" trade size knockouts on each end of the light fixture.

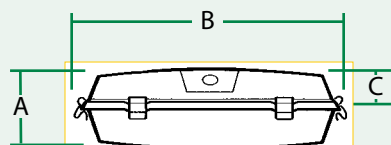

### GFFW AND GLFW SERIES LIGHT FIXTURE - LAMPS PER FIXTURE



GFFW and GLFW Series Light Fixtures

**Note:** Top down view of 4-foot GFFW and GLFW Series Gear Tray.

A	B	C	D	E
6.125"	14.6"	3.0"	49.5"	51.5"



**Note:** Dimension "E" references the 1/2" trade size knockouts on each end of the light fixture.

**GFF SERIES - ORDERING INFORMATION EXAMPLE FOR FLUORESCENT LAMPS**

**Note:** GFF Series Light Fixtures do not include T5 or T8 lamps!



GFF Series Light Fixture

**G 8 L 6 - T 8 - B L S Y 3**

<b>Fixture</b> [G]	<b>Length</b> 2 = 2-Feet 4 = 4-Feet 8 = 8-Feet	<b>Number of Lamps</b> L1 = 1 Lamp L2 = 2 Lamps L3 = 3 Lamps L4 = 4 Lamps L6 = 6 Lamps	<b>Ballast Type</b> T5 = High Output T8 = Standard Output T8HBF = High Ballast Factor
-----------------------	---	---	--

**GFF Fixture Options**

- A.** 6-Foot Power Cord (PSS6)
- B.** Basic Specular Reflector (can be used with either the Acrylic Ribbed or Clear Diffuser)
- C.** Acetal (Plastic) Latches (See Note 2)
- E.** Emergency Battery Back-up Ballast (See Note 3)
- F.** One (1) 1/2" Water Resistant Hub (See Note 8) (required for Pendant Mounting a 2-foot or 4-foot fixture)
- G.** Two (2) 1/2" Water Resistant Hubs (See Note 8) (required for Pendant Mounting an 8-foot fixture)
- H.** One (1) 3/4" Water Resistant Hub (See Note 8) (required for Pendant Mounting a 2-foot or 4-foot fixture)
- I.** Two (2) 3/4" Water Resistant Hubs (See Note 8) (required for Pendant Mounting an 8-foot fixture)
- K.** 3-Port Luminaire Disconnect (required when a second ballast is installed)
- L.** 2-Port Luminaire Disconnect (included on all GFF Series Fixtures)
- M.** Fixture Mounting Hardware for Ceiling and Wall Mount Applications (two (2) per package)
- O.** Wire Lamp Guard (See Note 6)
- P.** Ribbed Frosted Diffuser (**Note:** Can be used for fluorescent and LED lamps.)
- Q.** Clear Diffuser (**Note:** The Acrylic Ribbed Diffuser is standard with all GFF Series Fixtures unless otherwise specified. Not available for the 2-foot GFF Light Fixture)
- R1.** Occupancy Sensor (for dry locations)
- R2.** Occupancy Sensor (for dry/cold locations)
- R3.** Occupancy Sensor (for wet locations)
- S.** Stainless Steel Latches
- T.** Tamper Resistant Screws
- W.** Wide Specular Reflector (See Notes 4 and 5)
- Y.** Surface Mount Bracket (See Note 7)
- Z.** Bulk Packaging (25 or 50 per skid)

The GFF Fixture can be built to your specifications by adding the respective item numbers.

**Note:**

1. When entering Bulk orders, do not include Mounting Hardware or Tamper Resistant Screws in your part numbering scheme.
2. Acetal (Plastic) Latches ARE NOT recommended for the following applications:
  - Swimming Pools because of the chlorine.
  - Food Processing because of the cleaning chemicals.
  - Car Washes because of the chemicals used.
  - Agriculture because of the ammonia.
3. Two (2) lamps is the maximum lamp configuration when specifying a T5 2-foot light fixture with an Emergency Battery Back-up Ballast.
4. The Wide Reflector for T5 and T8 lamps can only be used with two (2) lamp 4-foot GFF Fixtures or four (4) lamp 8-foot GFF Fixtures.
5. The Wide Reflector can only be used in conjunction with the Acrylic Clear Diffuser (Option Q). The Standard Acrylic Ribbed Diffuser will not fit! The Wide Reflector WILL NOT fit a 2-foot GFF Light Fixture.
6. When your part number includes the Wire Lamp Guard:
  - The Acrylic Diffuser is not included with the light fixture.
  - UL listing changes from a "wet" location to a "damp" location light fixture.
7. When adding the Surface Mounting Bracket (SMB - Y Option) to your part number, we will pre-drill a hole in the fixture housing at the designated "number" location shown in the diagrams, on page 10, to facilitate pulling the supply conductors from the junction box and into the light fixture. When specifying the Y Option for the 2-foot GFF Light Fixture, there is no designated "number" location. Just include the Y Option as part of your 2-foot light fixture order configuration.
8. When adding the Water Resistant Hubs the UL listing changes from a "wet" location to a "damp" location light fixture.

**GFFW SERIES - ORDERING INFORMATION EXAMPLE FOR FLUORESCENT LAMPS**

**Note:** GFFW Series Light Fixtures do not include T5 or T8 lamps!



GFFW Series Light Fixture

**W 4 L 6 - T 5 - L N V**

<b>Fixture</b> [W]	<b>Length</b> 4 = 4-Feet	<b>Number of Lamps</b> L4 = 4 Lamps L6 = 6 Lamps	<b>Ballast Type</b> T5 = High Output T8 = Standard Output T8HBF = High Ballast Factor
-----------------------	-----------------------------	--	--

**GFFW Fixture Options**

- A.** 6-Foot Power Cord (PSS6)
- E.** Emergency Battery Back-up Ballast
- G.** Two (2) 1/2" Water Resistant Hubs (See Note 3)
- I.** Two (2) 3/4" Water Resistant Hubs (See Note 3)
- L.** Luminaire Disconnect (included on all GFFW Series Fixtures)
- M.** Fixture Mounting Hardware for Ceiling and Wall Mount Applications (two (2) per package)
- N.** Specular Reflector
- O.** Wire Lamp Guard (See Note 2)
- R1.** Occupancy Sensor (for dry locations)
- R2.** Occupancy Sensor (for dry/cold locations)
- R3.** Occupancy Sensor (for wet locations)
- S.** Stainless Steel Latches
- T.** Tamper Resistant Screws
- V.** V-Hooks for Chain (two (2) per Package)
- X.** Two (2) Circuit Fixture

The GFFW Fixture can be built to your specifications by adding the respective item numbers.

**Note:**

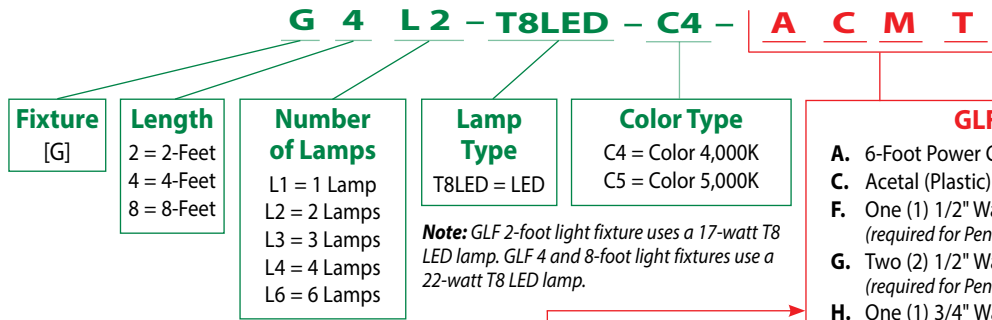
1. Six (6) GFFW Fixtures is the minimum order quantity. We will not ship any GFFW Fixtures that do not meet the minimum order quantity requirement!
2. When your part number includes the Wire Lamp Guard:
  - The Acrylic Diffuser is not included with the light fixture.
  - UL listing changes from a "wet" location to a "damp" location light fixture.
3. When adding the Water Resistant Hubs the UL listing changes from a "wet" location to a "damp" location light fixture.

### GLF SERIES - ORDERING INFORMATION EXAMPLE FOR T8 LED LAMPS

**Note:** GLF Series Light Fixtures includes T8 LED lamps!



GLF Series Light Fixture



#### GLF Fixture Options

- A.** 6-Foot Power Cord (PSS6)
- C.** Acetal (Plastic) Latches (See Note 2)
- F.** One (1) 1/2" Water Resistant Hub (See Note 5) (required for Pendant Mounting a 2-foot or 4-foot fixture)
- G.** Two (2) 1/2" Water Resistant Hubs (See Note 5) (required for Pendant Mounting an 8-foot fixture)
- H.** One (1) 3/4" Water Resistant Hub (See Note 5) (required for Pendant Mounting a 2-foot or 4-foot fixture)
- I.** Two (2) 3/4" Water Resistant Hubs (See Note 5) (required for Pendant Mounting an 8-foot fixture)
- M.** Fixture Mounting Hardware for Ceiling and Wall Mount Applications (two (2) per package)
- O.** Wire Lamp Guard (See Note 3)
- P.** Ribbed Frosted Diffuser (**Note:** Can be used for fluorescent and LED lamps.)
- R1.** Occupancy Sensor (for dry locations)
- R2.** Occupancy Sensor (for dry/cold locations)
- R3.** Occupancy Sensor (for wet locations)
- S.** Stainless Steel Latches
- T.** Tamper Resistant Screws
- Y.** Surface Mount Bracket (See Note 4)
- Z.** Bulk Packaging (25 or 50 per skid)

The GLF Fixture can be built to your specifications by adding the respective item numbers.

**Note:**

1. When entering Bulk orders, do not include Mounting Hardware or Tamper Resistant Screws in your part numbering scheme.
2. Acetal (Plastic) Latches **ARE NOT** recommended for the following applications:
  - Swimming Pools because of the chlorine.
  - Food Processing because of the cleaning chemicals.
  - Car Washes because of the chemicals used.
  - Agriculture because of the ammonia.
3. When your part number includes the Wire Lamp Guard:
  - The Acrylic Diffuser is not included with the light fixture.
  - UL listing changes from a "wet" location to a "damp" location light fixture.
4. When adding the Surface Mounting Bracket (SMB - Y Option) to your part number, we will pre-drill a hole in the fixture housing at the designated "number" location shown in the diagrams, on page 14, to facilitate pulling the supply conductors from the junction box and into the light fixture. When specifying the Y Option for the 2-foot GLF Light Fixture, there is no designated "number" location. Just include the Y Option as part of your 2-foot light fixture order configuration.
5. When adding the Water Resistant Hubs the UL listing changes from a "wet" location to a "damp" location light fixture.

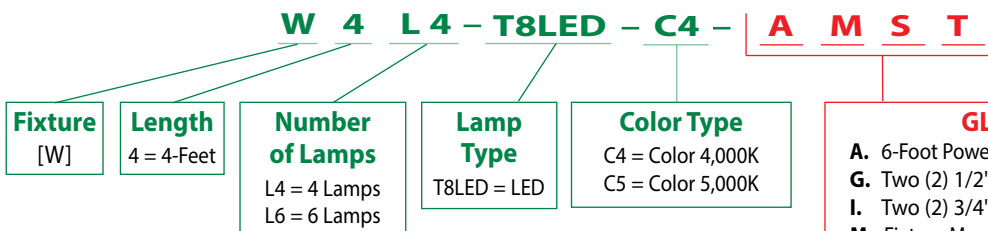
## GLF AND GLFW SERIES - AVAILABLE JULY 1, 2014

### GLFW SERIES - ORDERING INFORMATION EXAMPLE FOR T8 LED LAMPS

**Note:** GLFW Series Light Fixtures includes T8 LED lamps!



GLFW Series Light Fixture



#### GLFW Fixture Options

- A.** 6-Foot Power Cord (PSS6)
- G.** Two (2) 1/2" Water Resistant Hubs (See Note 3)
- I.** Two (2) 3/4" Water Resistant Hubs (See Note 3)
- M.** Fixture Mounting Hardware for Ceiling and Wall Mount Applications (two (2) per package)
- O.** Wire Lamp Guard (See Note 2)
- R1.** Occupancy Sensor (for dry locations)
- R2.** Occupancy Sensor (for dry/cold locations)
- R3.** Occupancy Sensor (for wet locations)
- S.** Stainless Steel Latches
- T.** Tamper Resistant Screws
- V.** V-Hooks for Chain (two (2) per Package)
- X.** Two (2) Circuit Fixture

The GLFW Fixture can be built to your specifications by adding the respective item numbers.

**Note:**

1. Six (6) GLFW Fixtures is the minimum order quantity. We will not ship any GLFW Fixtures that do not meet the minimum order quantity requirement!
2. When your part number includes the Wire Lamp Guard:
  - The Acrylic Diffuser is not included with the light fixture.
  - UL listing changes from a "wet" location to a "damp" location light fixture.
3. When adding the Water Resistant Hubs the UL listing changes from a "wet" location to a "damp" location light fixture.



Catalog Number	UPC Number	Description	Order Unit	Unit Qty	Unit Pkg	Units/Case	TL Case Qty	Min Order Qty	MM Req	Ship Wt (Lbs)
<b>GFF and GLF Series Light Fixture Accessories</b>										
GFF-DC2	14335	Replacement Clear Acrylic Diffuser: for 2-FT GFF and GLF Series Light Fixtures	EA	1	BX	5	5	5	Yes	10
GFF-DC4	14251	Replacement Clear Acrylic Diffuser: for 4-FT GFF and GLF Series Light Fixtures	EA	1	BX	5	5	5	Yes	10
GFF-DC8	14252	Replacement Clear Acrylic Diffuser: for 8-FT GFF and GLF Series Light Fixtures	EA	1	BX	5	5	5	Yes	21
GFF-DR2	14334	Replacement Ribbed Acrylic Diffuser: for 2-FT GFF and GLF Series Light Fixtures	EA	1	BX	5	5	5	Yes	5
GFF-DR4	14253	Replacement Ribbed Acrylic Diffuser: for 4-FT GFF and GLF Series Light Fixtures	EA	1	BX	5	5	5	Yes	10
GFF-DR8	14254	Replacement Ribbed Acrylic Diffuser: for 8-FT GFF and GLF Series Light Fixtures	EA	1	BX	5	5	5	Yes	21
GFF-FSSK	14256	Fixture Suspension System Kit	BG	2	BG	12	12	12	Yes	5
GFF-L2C	14336	Replacement Acetal (Plastic) Latches: for 2-FT GFF and GLF Series Light Fixtures	BG	6	BG	0	0	6	Yes	1
GFF-L2SS	14337	Replacement Stainless Steel Latches: for 2-FT GFF and GLF Series Light Fixtures	BG	6	BG	0	0	6	Yes	1
GFF-L4C	14240	Replacement Acetal (Plastic) Latches: for 4-FT GFF and GLF Series Light Fixtures	BG	8	BG	0	0	8	Yes	1
GFF-L4SS	14239	Replacement Stainless Steel Latches: for 4-FT GFF and GLF Series Light Fixtures	BG	8	BG	0	0	8	Yes	1
GFF-L8C	14250	Replacement Acetal (Plastic) Latches: for 8-FT GFF and GLF Series Light Fixtures	BG	14	BG	0	0	14	Yes	1
GFF-L8SS	14249	Replacement Stainless Steel Latches: for 8-FT GFF and GLF Series Light Fixtures	BG	14	BG	0	0	14	Yes	1
GFF-MH	14241	Fixture Mounting Hardware: for Ceiling and Wall Mount Applications	BG	2	BG	0	0	2	Yes	1
GFF-SWLG4/8	14255	Steel Wire Lamp Guard: for 4-FT or 8-FT GFF and GLF Series Light Fixtures	EA	1	BX	5	5	5	Yes	15
GFF-TPS-C	14248	Tamper Resistant Stainless Steel Screws: for Acetal (Plastic) Latches	BG	100	BG	0	0	1	Yes	1
GFF-TPS-S	14245	Tamper Resistant Stainless Steel Screws: for Stainless Steel Latches	BG	100	BG	0	0	1	Yes	1
<b>GFFW and GLFW Series Light Fixture Accessories</b>										
GFF-FSSK	14256	Fixture Suspension Kit	BG	2	BG	12	12	12	Yes	5
GFF-L4SS	14239	Replacement Stainless Steel Latches: for 4-FT GFFW and GLFW Series Light Fixtures	BG	8	BG	0	0	8	Yes	1
GFF-MH	14241	Fixture Mounting Hardware: for Ceiling and Wall Mount Applications	BG	2	BG	0	0	2	Yes	1
GFF-TPS-S	14245	Tamper Resistant Stainless Steel Screws: for Stainless Steel Latches	BG	100	BG	0	0	1	Yes	1
W-DC4	14238	Replacement Clear Acrylic Diffuser: for 4-FT GFFW and GLFW Series Light Fixtures	EA	1	BX	5	5	5	Yes	27
W-SWLG	50001	Wire Lamp Guard: for 4-FT GFFW and GLFW Series Light Fixtures	EA	1	BX	5	5	5	Yes	19
W-VHOOK	50002	Fixture Hanging Hardware: for 4-FT GFFW and GLFW Series Light Fixtures	BG	2	BG	0	0	2	Yes	2

**UNITS OF MEASURE KEY** Order Unit: The Unit to be ordered; Unit Qty: Number of pieces in each Unit; Unit Pkg: Unit Packages contained in the case - Packaging types - BG (Bag), BRL (Barrel), BX (Box), BN (Bulk), PKG (Package), EA (Each), RL (Roll), LB (Pound), C (Hundred), M (Thousand); Units/Case: Unit packages contained in the Case; TL Case Qty: The total number of items in each Master Case; Min Order Qty: The smallest Unit that can be ordered; MM Req: Must order multiples of the Unit in the stated quantities; Ship Wt (Lbs): Total weight of the units per Carton

### **GFF, GLF, GFFW and GLFW Limited Warranty**

Engineered Products Company (herein known as EPCO) warrants that it will repair, replace or refund, at EPCO's sole option, any GFF, GLF, GFFW, or GLFW Series Light Fixture that is defective in materials or workmanship for a period of one (1) year from the date of original purchase. This warranty only applies to the original purchaser/installation and is not transferable.

#### **This warranty does not apply to any of the following:**

- Any GFF, GLF, GFFW or GLFW Series Light Fixture that has been incorrectly installed by drilling holes, puncturing, piercing or any other means that will alter the integrity of the fixture housing.
- Product damage as determined by EPCO to be caused by a crash, impact, or obvious signs of abuse to the GFF, GLF, GFFW or GLFW Series Light Fixture.
- Damage resulting from use of the GFF, GLF, GFFW or GLFW Series Light Fixture in what EPCO, at its sole discretion, considers extreme applications.
- Damage caused by the use of parts, components, and/or other equipment(s) that is not compatible, suitable, and/or authorized by EPCO for use with the GFF, GLF, GFFW or GLFW Series Light Fixture.
- No charge-backs for any labor required to remove, re-install, or re-power the GFF, GLF, GFFW or GLFW Series Light Fixture.
- **Note:** The Chemical Resistance of Plastics Chart (posted on EPCO's web site) provides an overview of those chemical compounds where these light fixtures should not be installed.

The Ballast and the T8 LED Lamp Warranty is five (5) years and is limited to the original installation only. Contact the ballast manufacturer directly for more specific information on their warranty policy and procedures.



EPCO GFF, GLF, GFFW and GLFW Series Light Fixtures are Made in the USA. Complies with the American Recovery and Reinvestment Act - Buy American Provision.



**PROSERIES LED UTILITY LIGHT FIXTURE & LED LIGHT UPGRADE**

The ProSeries LED Utility Light Fixture and LED Light Upgrade is an energy efficient “wet location”, sustainable and cost effective alternative lighting solution for indoor environments where ingress protection from dust and moisture is highly desirable.

**BENEFITS**

- ETL Listed.
- Ceiling (*wet location*) or wall mount (*damp location*) LED Light Fixture. Suitable for use in indoor wet location applications.
- 75-Watts of incandescent lumen output that consumes 14-watts of electricity.
- Affordable LED lighting that provides dramatically better visibility.
- Reliable, durable, maintenance free performance.
- Optimal illumination, significant energy savings and virtually no luminaire maintenance.
- Eliminates ongoing replacement lamp cost when compared to incandescent or compact fluorescent lamps.
- Appropriate for use with all non-metallic wiring systems.
- Labor Savings! Fast, simple installation reduces labor cost.
- 3-Year 50,000 - Hour Limited Warranty

**FEATURES**

- 14-Watt LED Light Engine produces 1,000+ lumens.
- Dimmable down to 10% of rated output.
- UV resistant high impact polycarbonate fixture dome protects LEDs and provides even light distribution.
- The cast-aluminum LED Light Heat Sink is finished in a black “E” coat material that will not rust or corrode in the harshest environment.
- Silicone gasket protects against ingress of moisture and dust.
- High impact, diffusion effective polycarbonate lens.
- Can be used where high-pressure wash down is required.

**PROSERIES LED UTILITY LIGHT FIXTURE INCLUDES:**

- LED Light and Aluminum Heat Sink
- Junction Box
- Silicone Gasket

**LED UTILITY LIGHT UPGRADE INCLUDES:**

- LED Light and Aluminum Heat Sink
- Adapter Ring: To mount the LED Utility Light to a standard 4” Round Junction Box
- Silicone Gasket
- Two (2) Screws




ProSeries LED Light Fixture



LED Light Upgrade

**TYPICAL APPLICATIONS:**

- Commercial and Industrial Facilities
- Agricultural Buildings
- Animal Confinement Areas
- Walk-in Refrigerators/Freezers
- Tunnels, Corridors, and Walkways
- Athletic Areas
- Storage Buildings

 EPCO ProSeries LED Utility Light Fixture and LED Light Upgrade are Made in the USA. (from domestic and globally sourced components.)

### PROSERIES LED LIGHT FIXTURE AND LED LIGHT UPGRADE SPECIFICATIONS

- ProSeries Light Fixture Dimensions: 8.75" (222.25mm) H; Footprint (including Junction box): 5.5" (139.7 mm)
- LED Light Upgrade Dimensions (including Junction Box Adapter): 6.25 " (158.75 mm) H
- Power Consumption: .12 Amps
- Power Factor: .98 (minimum)
- Operating Voltage: 120 Volts only
- Ambient Operating Temperature: -20°C to 45°C.

### LUMEN OUTPUT


- Light Source: High power LEDs (±5%)
- Lumens: 1000 Min. (@.98 PF)
- Color: 5,000-5,400K
- Color Rendering Index (CRI): >82.
- Total Harmonic Distortion (THD): <20%
- Emitters: 50,000+ hour life
- Dimmable: Down to 10% of rated output

### WIRING HARNESS

- 75°C minimum supply wire required
- 3-Wire (Black, Neutral, and Ground) quick connect/disconnect with pre-stripped 3/8" (.375) leads.

### PROSERIES LED UTILITY LIGHT FIXTURE PART NUMBERS

Catalog Number	UPC Number	Description	Order Unit	Order Qty	Unit Pkg	Units/Case	TL Case Qty	Min Order Qty	MM Req	Ship Wt (Lbs)
15910	15910	ProSeries LED Utility Light Fixture: includes LED Light and Aluminum Heat Sink, Silicone Gasket and Junction Box	EA	1	BX	12	12	1	No	2
15970	15970	LED Light Upgrade: includes LED Light, Aluminum Heat Sink, Adapter, Silicone Gasket and Two (2) Screws	EA	1	BX	12	12	1	No	1

 EPCO ProSeries LED Utility Light Fixture and LED Light Upgrade are Made in the USA. (from domestic and globally sourced components.)

### Installation Requirement - ProSeries LED Utility Light Fixture or LED Light Upgrade

- If the working environment of the ProSeries LED Light Fixture or LED Light Upgrade will create a class 3 or greater surge voltage as defined by IEC International Standard 61000-4-5 installation classification of the ProSeries LED Light Fixture or LED Light Upgrade the Purchaser/Installer must install a type 2 Supco SCM 150 Surge Protector 120-240V, 150 Amps or equivalent type 2 surge protector with the equivalent voltage and current specifications prior to installation of the ProSeries LED Light Fixture or LED Light Upgrade. For class 3 or 4 surge voltage, failure to install the Surge Protector prior to the installation and use of ProSeries LED Light Fixture or LED Light Upgrade will automatically VOID this warranty and Engineered Products Company is not responsible for any and all reinstallation activities, cost, or expenses associated with the use of the ProSeries LED Light Fixture or LED Light Upgrade or replacement of the ProSeries LED Light Fixture or LED Light Upgrade.
- If the working environment of the ProSeries LED Light Fixture or LED Light Upgrade creates a class 5 surge voltage as defined by IEC International Standard 61000-4-5 installation classification on the ProSeries LED Light Fixture or LED Light Upgrade, such use shall automatically VOID this warranty and Engineered Products Company is not responsible for any and all reinstallation activities, cost, or expenses associated with use of the ProSeries LED Light Fixture or LED Light Upgrade or replacement of the ProSeries LED Light Fixture or LED Light Upgrade.
- If the working environment of the ProSeries LED Light Fixture or LED Light Upgrade is unknown, Engineered Products Company recommends the Purchaser/Installer install a type 2 Supco SCM 150 Surge Protector 120V-240V, 150 Amps or equivalent type 2 Surge Protector with equivalent voltage and current specifications prior to installation of the ProSeries LED Light Fixture or LED Light Upgrade in order to prevent the voiding of this warranty.

### ProSeries LED Utility Light Fixture/LED Light Upgrade Limited Warranty

Engineered Products Company (herein known as EPCO) warrants that it will repair, replace or refund, at EPCO's sole option, any ProSeries LED Utility Light or LED Light Upgrade that is determined to be defective in materials or workmanship for a period of three (3) years from the date of original purchase. This warranty only applies to the original Purchaser/Installer and is not transferable.

#### ***This Limited Warranty does not apply to any of the following:***

- Any ProSeries LED Utility Light Fixture or LED Light Upgrade that has been incorrectly installed by drilling holes, puncturing, piercing or any other means that will alter the product's integrity.
- Damage caused by the use of parts, components, and/or other equipment(s) that is not compatible, suitable, or unauthorized by EPCO for use with the ProSeries LED Utility Light Fixture or LED Light Upgrade.
- Damage resulting from use of the ProSeries LED Utility Light Fixture or LED Light Upgrade in what EPCO, at its sole discretion, considers extreme applications.
- Product damage as determined by EPCO to be caused by a crash, impact, or obvious signs of abuse to the ProSeries LED Utility Light Fixture or LED Light Upgrade.
- No charge-backs for any labor required to remove, re-install, or re-power the ProSeries LED Utility Light Fixture or LED Light Upgrade.

**UNITS OF MEASURE KEY** Order Unit: The Unit to be ordered; Unit Qty: Number of pieces in each Unit; Unit Pkg: Unit Packages contained in the case - Packaging types - BG (Bag), BRL (Barrel), BX (Box), BN (Bulk), PKG (Package), EA (Each), RL (Roll), LB (Pound), C (Hundred), M (Thousand); Units/Case: Unit packages contained in the Case; TL Case Qty: The total number of items in each Master Case; Min Order Qty: The smallest Unit that can be ordered; MM Req: Must order multiples of the Unit in the stated quantities; Ship Wt (Lbs): Total weight of the units per Carton

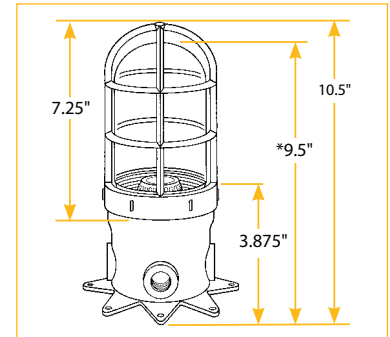
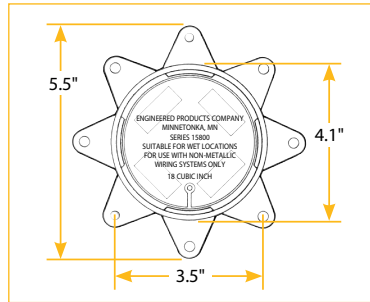
**PROSERIES MEDIUM-BASE AND PROSERIES GU24 UTILITY LIGHT FIXTURES**

- UL Listed. Suitable for use in wet locations. File Number: E182610.
  - Appropriate for use with all non-metallic wiring systems.
  - Provides the contractor and facility manager with reliable, durable, maintenance free performance!
  - Labor savings! Fast installation saves time and reduces labor cost.
  - Versatile light fixture is suitable for numerous applications.
  - Rated for use with circuit conductors up to 150°C.
  - Can be used where high-pressure wash-down is required.
  - UV resistant, high impact, corrosion resistant construction.
  - Integrated Octi-Junction Box™ Cover:
    - Meets requirements of the 2014 National Electrical Code: Articles 314.15, 314.16(A)(2), 314.17(C), 410.10(A), 410.104(A), 547.5(C)(1) and (2) and 547.8(A) and (B).
    - Provides extra junction box capacity for adding an additional power circuit.
    - Easy to install; uses eight (8) mounting brackets that are “in-line” with 1/2” and 3/4” trade size knockouts; eliminates a 2” x 4” stub-in by the installer.
- Note:** The Octi-Junction Box is not sold separately and will not fit our Ceiling Mount Light Fixture  
P/Ns: 15050, 15051, 15055, and 15056.
- Optional impact resistant quarter-turn safety cage attaches to the Octi-Junction Box without tools.
  - The 18 Cubic Inch Octi-Junction Box and the “optional” Safety Cage are made from Polybutylene Terephthalate (PBT) material.



**TYPICAL APPLICATIONS:**

- Food Processing Facilities
- Commercial Kitchens
- Industrial Facilities
- Livestock Containment Buildings
- Saunas
- Laundries
- Car Washes
- Elevator Shafts
- Storage Buildings
- Refrigerators and Freezers
- Pedestrian and Road Tunnels



**\*Note:** Measured without the Optional Safety Cage



ProSeries Medium-Base Octi-Junction Box Cover



Octi-Junction Box with ProSeries Medium-Base Octi-Junction Box Cover

18 Cubic Inch Octi-Junction Box uses eight (8) mounting brackets that are “in-line” knockouts; eliminates a 2” x 4” stub-in.

Meets the box fill requirements as referenced in the 2014 National Electrical Code: Articles 314.15, 314.16(A)(2), 314.17(C), 410.10(A), 410.104(A), 547.5(C)(1) and (2) and 547.8(A) and (B). The Octi-Junction Box provides additional capacity for an extra power circuit.


Captive stainless steel set screw and posi-stop detent tab on Octi-Junction Box Cover expedites fixture installation.

Recessed Octi-Junction Box Cover with integral nickel-plated brass screw shell accommodates high profile incandescent or compact fluorescent lamps.

Captive stainless steel set screw secures the Octi-Junction Box Cover to the Octi-Box – expedites fixture installation.

Recessed Octi-Junction Box Cover with integral GU24 socket base accommodates high profile Bi-Pin Compact Fluorescent Lamps.

1/2” and 3/4” trade size knockouts.



ProSeries GU24 Octi-Junction Box Cover



Octi-Junction Box with ProSeries GU24 Octi-Junction Box Cover

Catalog Number	UPC Number	Description	Order Unit	Unit Qty	Unit Pkg	Units/Case	TL Case Qty	Min Order Qty	MM Req	Ship Wt (Lbs)
<b>ProSeries Medium-Base Utility Light Fixtures</b>										
15800	15800	ProSeries Utility Light: Standard Glass Globe; Rated for 150-watt Incandescent Lamp (maximum)	EA	1	BX	12	12	1	No	38
15800B	15850	ProSeries Utility Light (BULK): Standard Glass Globe; Rated for 150-watt Incandescent Lamp (maximum)	EA	1	BN	12	12	12	Yes	38
15801	15801	ProSeries Utility Light: Standard Glass Globe and Safety Cage; Rated for 150-watt Incandescent Lamp (maximum)	EA	1	BX	12	12	1	No	38
15801B	15851	ProSeries Utility Light (BULK): Standard Glass Globe and Safety Cage; Rated for 150-watt Incandescent Lamp (maximum)	EA	1	BN	12	12	12	Yes	38
15805B	15855	ProSeries Utility Light (BULK): Acrylic Prismatic Globe; Rated for 150-watt Incandescent Lamp (maximum)	EA	1	BN	12	12	12	Yes	38
15806*	15806	ProSeries Utility Light: Polycarbonate Clear Globe; Rated for 60-watt Incandescent Lamp (maximum)	EA	1	BX	12	12	1	No	38
15806B	15856	ProSeries Utility Light (BULK): Polycarbonate Clear Globe; Rated for 150-watt Incandescent Lamp (maximum)	EA	1	BN	12	12	12	Yes	38
15807B	15857	ProSeries Utility Light (BULK): Tall Acrylic Prismatic Globe; Rated for 150-watt Incandescent Lamp (maximum)	EA	1	BN	12	12	12	Yes	38
15810B	15860	ProSeries Utility Light (BULK): Tempered Glass Globe; Rated for 150-watt Incandescent Lamp (maximum)	EA	1	BN	12	12	12	Yes	38
15811B	15861	ProSeries Utility Light (BULK): Tempered Glass Globe and Safety Cage; Rated for 150-watt Incandescent Lamp (maximum)	EA	1	BN	12	12	12	Yes	38
<b>ProSeries Medium-Base Utility Light Accessories</b>										
15812	15812	Safety Cage: 1/4 Turn Attachment	EA	1	BX	12	12	1	No	6
15815	15815	Octi-Junction Box Cover: with Porcelain Lamp Holder	EA	1	BX	12	12	1	No	4
15680	15680	Compact Fluorescent Lamp: 23-watt, Self-Ballasted Lamp (5000K); Light output is equal to 90-watt incandescent lamp	EA	1	BX	50	50	1	No	8
<b>ProSeries GU24 Utility Light Fixtures</b>										
15865	15865	ProSeries GU24 Utility Light: Standard Glass Globe; Rated for 23-watt GU24 Lamp (maximum)	EA	1	BX	12	12	1	No	38
15867	15867	ProSeries GU24 Utility Light: Standard Glass Globe and Safety Cage; Rated for 23-watt GU24 Lamp (maximum)	EA	1	BX	12	12	1	No	39
15880	15880	ProSeries GU24 Utility Light: Tempered Glass Globe; Rated for 23-watt GU24 Lamp (maximum)	EA	1	BX	12	12	1	No	38
<b>ProSeries GU24 Utility Light Accessories</b>										
15812	15812	Safety Cage: 1/4 Turn Attachment	EA	1	BX	12	12	1	No	6
15890	15890	Octi-Junction Box Cover: with GU24 Lamp Socket	EA	1	BX	12	12	1	No	4
15670	15670	Compact Fluorescent Lamp: 23-watt, GU24 Bi-Pin, Self-Ballasted Lamp (5000K); Light output is equal to 90-watt incandescent lamp	EA	1	BX	50	50	1	No	8

**\*Note:** Optional Safety Cage (Part Number 15812) will not fit ProSeries Part Number 15806.

**UNITS OF MEASURE KEY** Order Unit: The Unit to be ordered; Unit Qty: Number of pieces in each Unit; Unit Pkg: Unit Packages contained in the case - Packaging types - BG (Bag), BRL (Barrel), BX (Box), BN (Bulk), PKG (Package), EA (Each), RL (Roll), LB (Pound), C (Hundred), M (Thousand); Units/Case: Unit packages contained in the Case; TL Case Qty: The total number of items in each Master Case; Min Order Qty: The smallest Unit that can be ordered; MM Req: Must order multiples of the Unit in the stated quantities; Ship Wt (Lbs): Total weight of the units per Carton

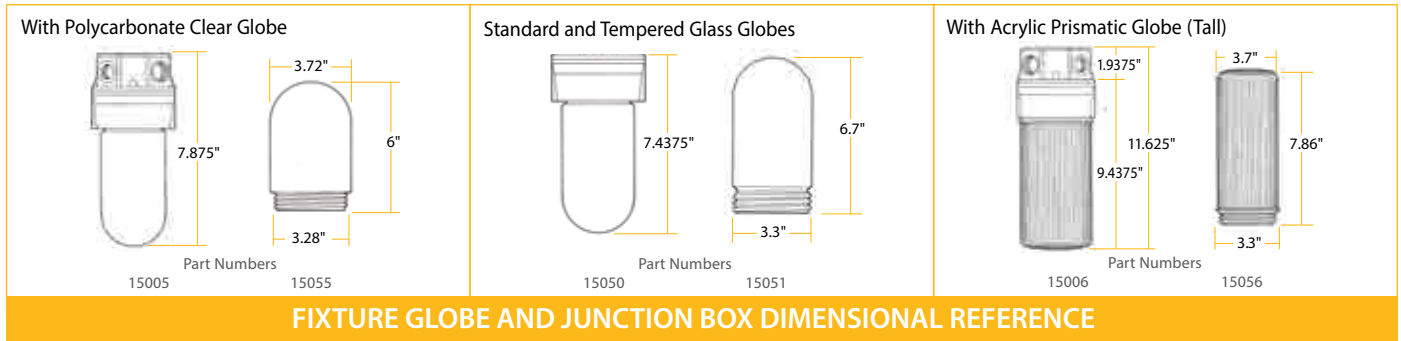
**CEILING MOUNT LIGHT FIXTURES (MEDIUM BASE)**

- Medium-Base, UL Listed. File Number: E182610. Suitable for use in damp locations.
- Meets the requirements of the 2014 National Electrical Code: Articles 314.16(A)(2), 314.17(C), 410.10(A) and 547.5(C)(1) and (2).
- High impact, corrosion resistant, compression molded phenolic junction box and fixture base.
- Standard and Tempered Glass Globes rated for 150-watt/ A21 incandescent lamp (maximum), medium-base compact fluorescent or LED lamps.
- Polycarbonate and Acrylic Prismatic Globes rated for 60-watt/A19 incandescent lamp (maximum), medium-base compact fluorescent or LED lamps.
- All Ceiling Mount Fixtures are supplied with a cork mounting gasket and corrosion resistant screws with rubber washer. Wired with 50°C (302°F) minimum supply wires (THHN).



**TYPICAL APPLICATIONS:**

- Walk-in Refrigerators
- Elevator Shafts
- Tunnels
- Storage Buildings
- Maintenance Areas
- Hog and Poultry Confinement Buildings



**FIXTURE GLOBE AND JUNCTION BOX DIMENSIONAL REFERENCE**

Catalog Number	UPC Number	Description	Order Unit	Unit Qty	Unit Pkg	Units/Case	TL Case Qty	Min Order Qty	MM Req	Ship Wt (Lbs)
<b>With 12 Cubic Inch Junction Box (15045)</b>										
15000	15000	Utility Light: 1/2" & 3/4" Knockout Combo - Standard Glass Globe	EA	1	BX	12	12	12	Yes	24
15001	15001	Utility Light: 1/2" & 3/4" Knockout Combo - Tempered Glass Globe	EA	1	BX	12	12	12	Yes	24
15002	15002	Utility Light: 3/4" Knockout - Standard Glass Globe	EA	1	BX	12	12	12	Yes	24
15005	15005	Utility Light: 1/2" & 3/4" Knockout Combo - Polycarbonate Globe	EA	1	BX	12	12	1	No	18
15006	15006	Utility Light: 1/2" & 3/4" Knockout Combo - Acrylic Prismatic Globe (Tall)	EA	1	BX	12	12	1	No	19
15007	15007	Utility Light: 1/2" & 3/4" Knockout Combo - Acrylic Prismatic Globe	EA	1	BX	12	12	1	No	19
<b>Without Junction Box</b>										
15050	15050	Utility Light: Standard Glass Globe	EA	1	BX	12	12	12	Yes	20
15051	15051	Utility Light: Tempered Glass Globe	EA	1	BX	12	12	12	Yes	20
15055	15055	Utility Light: Polycarbonate Clear Globe	EA	1	BX	12	12	1	No	14
15056	15056	Utility Light: Acrylic Prismatic Globe (Tall)	EA	1	BX	12	12	1	No	15
15090	15090	Medium-Type Fixture Base: Globe not included	EA	1	BX	12	12	1	No	7

**UNITS OF MEASURE KEY** Order Unit: The Unit to be ordered; Unit Qty: Number of pieces in each Unit; Unit Pkg: Unit Packages contained in the case - Packaging types - BG (Bag), BRL (Barrel), BX (Box), BN (Bulk), PKG (Package), EA (Each), RL (Roll), LB (Pound), C (Hundred), M (Thousand); Units/Case: Unit packages contained in the Case; TL Case Qty: The total number of items in each Master Case; Min Order Qty: The smallest Unit that can be ordered; MM Req: Must order multiples of the Unit in the stated quantities; Ship Wt (Lbs): Total weight of the units per Carton



### STANDARD NON-METALLIC JUNCTION BOXES

- UL Listed. File Number: E182992.
- High impact, compression molded phenolic plastic rated to 150°C (302°F).
- Meets the requirements of the 2014 National Electrical Code: Articles 314.15, 314.16(A)(2), 314.17(C), and 547.5(C)(1) and (2).
- Suitable for use in "wet or damp" locations.
- Corrosion resistant.



Catalog Number	UPC Number	Description	Order Unit	Unit Qty	Unit Pkg	Units/Case	TL Case Qty	Min Order Qty	MM Req	Ship Wt (Lbs)
15045	15045	12 Cubic Inch Junction Box: 1/2" and 3/4" Knockout Combo	EA	1	BX	12	12	12	Yes	6
15046	15046	12 Cubic Inch Junction Box: 1/2" Knockouts	EA	1	BX	12	12	12	Yes	6
15047	15047	12 Cubic Inch Junction Box: 3/4" Knockouts	EA	1	BX	12	12	12	Yes	6
15049	15049	19 Cubic Inch Junction Box: 3/4" Knockouts	EA	1	BX	12	12	12	Yes	6
15070	15070	16 Cubic Inch Single-Gang FS-C Type Junction Box: 1/2" Knockouts	EA	1	BX	12	12	12	Yes	6
15071	15071	16 Cubic Inch Single-Gang FS-C Type Junction Box: 3/4" Knockouts	EA	1	BX	12	12	12	Yes	6
15075	15075	Single-Gang Junction Box Cover and Gasket	EA	1	BX	12	12	12	Yes	2
15905	15905	Round Junction Box Cover and Gasket	EA	1	BX	12	12	12	Yes	2

### SPIDERBOX™ NON-METALLIC JUNCTION BOXES

- UL Listed. File Number: E182992.
- Suitable for use in "wet or damp" locations.
- Corrosion resistant.
- Easy to install using the eight (8) mounting brackets that are in-line with knockouts.
- Eliminates a 2" x 4" stub-in.
- High impact compression molded phenolic plastic rated to 150°C (302°F).
- Meets the requirements of the 2014 National Electrical Code: Articles 314.15, 314.16(A)(2), 314.17(C), 547.5(C)(1) and (2).



### COMPACT FLOURESCENT LAMPS



Catalog Number	UPC Number	Description	Order Unit	Unit Qty	Unit Pkg	Units/Case	TL Case Qty	Min Order Qty	MM Req	Ship Wt (Lbs)
<b>SPIDERBOX Non-Metallic Junction Boxes</b>										
15246	15246	12 Cubic Inch SPIDERBOX Junction Box: 1/2" Knockouts	EA	1	BX	12	12	12	Yes	6
15247	15247	12 Cubic Inch SPIDERBOX Junction Box: 3/4" Knockouts	EA	1	BX	12	12	12	Yes	6
15905	15905	Round Junction Box Cover and Gasket	EA	1	BX	12	12	12	Yes	2
<b>Compact Fluorescent Lamps</b>										
15680	15680	Compact Fluorescent Lamp: 23-watt, Self-Ballasted Lamp (5000K); Light output is equal to a 90-watt Incandescent Lamp	EA	1	BX	50	50	1	No	8

**UNITS OF MEASURE KEY** Order Unit: The Unit to be ordered; Unit Qty: Number of pieces in each Unit; Unit Pkg: Unit Packages contained in the case - Packaging types - BG (Bag), BRL (Barrel), BX (Box), BN (Bulk), PKG (Package), EA (Each), RL (Roll), LB (Pound), C (Hundred), M (Thousand); Units/Case: Unit packages contained in the Case; TL Case Qty: The total number of items in each Master Case; Min Order Qty: The smallest Unit that can be ordered; MM Req: Must order multiples of the Unit in the stated quantities; Ship Wt (Lbs): Total weight of the units per Carton

**FIXTURE GLOBES**

**STANDARD AND TEMPERED GLASS GLOBES**

- Withstands extreme temperature changes.
- Rated for use with a 150-watt/A21 incandescent lamp (maximum), medium-base compact fluorescent or LED lamp.

- (a) Acrylic Prismatic Globe (Tall)
- (b) Standard Glass Globe
- (c) Tempered Glass Globe
- (d) Polycarbonate Clear Globe



**ACRYLIC PRISMATIC AND POLYCARBONATE GLOBES**

- UV stabilized material. The Acrylic Prismatic Globes resist discoloration four times longer than polycarbonate material.
- 3 Year guarantee against discoloration from UV exposure. For applications that require high-pressure washdown.
- Acrylic Prismatic Globes feature internal ribbing and smooth exterior.
- Rated for use with a 60-watt/A19 incandescent lamp (maximum), medium-base compact fluorescent or LED lamps.

Catalog Number	UPC Number	Description	Order Unit	Unit Qty	Unit Pkg	Units/Case	TL Case Qty	Min Order Qty	MM Req	Ship Wt (Lbs)
15015	15015	Standard Glass Globe	EA	1	BX	32	32	32	Yes	34
15016	15016	Tempered Glass Globe	EA	1	BX	32	32	32	Yes	34
15020	15020	Polycarbonate Clear Globe	EA	1	BX	12	12	12	No	5
15025	15025	Acrylic Prismatic Globe (Tall)	EA	1	BX	12	12	12	No	5

**Note:** Fixture Globes are sold ONLY in case quantities.

**REPLACEMENT LAMP SOCKET**

- High temperature porcelain lamp socket with 6-inch 18 AWG stranded wire leads.
- Includes corrosion resistant nickel-plated brass screw shell.
- Can be used with 150-watt/A21 incandescent lamp (maximum), medium-base compact fluorescent or LED lamps.



Catalog Number	UPC Number	Description	Order Unit	Unit Qty	Unit Pkg	Units/Case	TL Case Qty	Min Order Qty	MM Req	Ship Wt (Lbs)
15031	15031	Replacement Lamp Socket: Porcelain	BG	12	BG	0	0	12	Yes	1

**Note:** Porcelain lamp sockets are not interchangeable with light fixtures built with phenolic sockets.

**WIRE GUARD**

- Fits Standard Glass, Tempered Glass and Acrylic Prismatic (short) Globes only.
- 8 AWG steel, with a three-coat electrolytic plating.
- Clamp-type attachment.



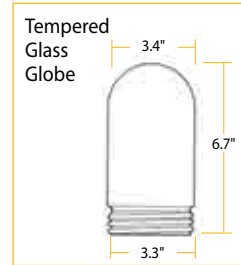
Catalog Number	UPC Number	Description	Order Unit	Unit Qty	Unit Pkg	Units/Case	TL Case Qty	Min Order Qty	MM Req	Ship Wt (Lbs)
15063	15063	Wire Guard	EA	1	BX	0	0	1	No	2

**UNITS OF MEASURE KEY** Order Unit: The Unit to be ordered; Unit Qty: Number of pieces in each Unit; Unit Pkg: Unit Packages contained in the case - Packaging types - BG (Bag), BRL (Barrel), BX (Box), BN (Bulk), PKG (Package), EA (Each), RL (Roll), LB (Pound), C (Hundred), M (Thousand); Units/Case: Unit packages contained in the Case; TL Case Qty: The total number of items in each Master Case; Min Order Qty: The smallest Unit that can be ordered; MM Req: Must order multiples of the Unit in the stated quantities; Ship Wt (Lbs): Total weight of the units per Carton



### WALL MOUNT LIGHT FIXTURES (MEDIUM BASE)

- UL Listed. Suitable for use in damp locations. File Number: E182610, Volume 2.
- Meets the requirements of the 2014 National Electrical Code: Articles 314.16(A)(2), 314.17(C), 410.10(A) and 547.5(C)(1) and (2).
- Can be used with A21 incandescent lamp rated up to 150-watts.\*
- Includes Tempered Glass Globe.
- High impact, corrosion resistant construction.
- Medium-Base – fits 3.25" or 4.0" Junction Box.
- Low cost alternative to Vapor Tight Light Fixtures.
- Nickel-plated Brass Screw Shell.
- UV resistant – will not fade or discolor.




Catalog Number	UPC Number	Description	Order Unit	Unit Qty	Unit Pkg	Units/Case	TL Case Qty	Min Order Qty	MM Req	Ship Wt (Lbs)
<b>Wall Mount Utility Light Fixture</b>										
15605	15605	Utility Light: Tempered Glass Globe; 12 Cubic Inch Junction Box with Combination 1/2" and 3/4" Knockouts - Black	EA	1	BX	12	12	1	No	28
<b>Fluorescent Lamp</b>										
15680	15680	Compact Fluorescent Lamp: 23-watt, Self-Ballasted (5000K); Light output is equal to a 90-watt Incandescent Lamp	EA	1	BX	50	50	1	No	8

**UNITS OF MEASURE KEY** Order Unit: The Unit to be ordered; Unit Qty: Number of pieces in each Unit; Unit Pkg: Unit Packages contained in the case - Packaging types - BG (Bag), BRL (Barrel), BX (Box), BN (Bulk), PKG (Package), EA (Each), RL (Roll), LB (Pound), C (Hundred), M (Thousand); Units/Case: Unit packages contained in the Case; TL Case Qty: The total number of items in each Master Case; Min Order Qty: The smallest Unit that can be ordered; MM Req: Must order multiples of the Unit in the stated quantities; Ship Wt (Lbs): Total weight of the units per Carton

**PORCELAIN AND PLASTIC LAMP HOLDERS**

- UL Listed. File Number: E236781.
- Nickel-plated brass screw shell will not corrode.
- For Commercial, Industrial, Residential and Agricultural Lighting Applications.
- Medium-Base fits 3.25 inch or 4.0 inch outlet box.
- UV resistant Lamp Holders will not fade or discolor.
- Optional Plastic and Metal Safety Cages fit all Lamp Holders.
- Includes corrosion resistant mounting screws.
- Meets the requirements of the 2014 National Electrical Code:
  - Part Numbers: 16500, 16502, 16510, 16512 and 16514 - Articles 410.74(A)(B) and 410.122
  - Part Numbers: 16520, 16522, 16524 and 16526 - Articles 410.52, 410.74(A)(B) and 410.122



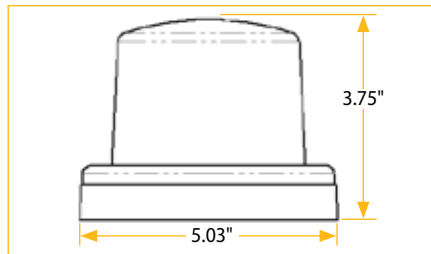
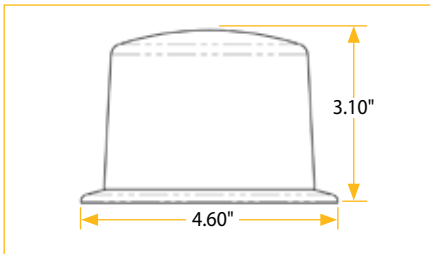
Catalog Number	UPC Number	Description	Order Unit	Unit Qty	Unit Pkg	Units/Case	TL Case Qty	Min Order Qty	MM Req	Ship Wt (Lbs)
16500	16500	Porcelain Lamp Holder: Keyless, 4-Terminal	EA	1	BX	48	48	48	Yes	33
16502	16502	Porcelain Lamp Holder: Pull Chain	EA	1	BX	48	48	48	Yes	35
16510	16510	Plastic Lamp Holder: Keyless, 4-Terminal	EA	1	BX	48	48	48	Yes	11
16512	16512	Plastic Lamp Holder: Pull Chain	EA	1	BX	48	48	48	Yes	13
16514	16514	Porcelain Lamp Holder: Pull Chain and 15 AMP Receptacle	EA	1	BX	48	48	48	Yes	40
16520	16520	Porcelain Lamp Holder: Keyless, 4-Terminal with 7" Black and White Conductors	EA	1	BX	48	48	48	Yes	33
16522	16522	Porcelain Lamp Holder: Pull Chain with 7" Black and White Conductors	EA	1	BX	48	48	48	Yes	35
16524	16524	Plastic Lamp Holder: Keyless, 4-Terminal with 7" Black and White Conductors	EA	1	BX	48	48	48	Yes	11
16526	16526	Plastic Lamp Holder: Pull Chain with 7" Black and White Conductors	EA	1	BX	48	48	48	Yes	13
16100	16100	Safety Cage: Yellow	EA	1	BX	10	10	10	Yes	1
16501	16501	Safety Cage: Metal	EA	1	BX	12	12	12	Yes	6

**Note:** Lamp Holders are sold ONLY in case quantities of 48 per Carton.

**For Poultry Applications please review the information on Page 80.**

**UNITS OF MEASURE KEY** Order Unit: The Unit to be ordered; Unit Qty: Number of pieces in each Unit; Unit Pkg: Unit Packages contained in the case - Packaging types - BG (Bag), BRL (Barrel), BX (Box), BN (Bulk), PKG (Package), EA (Each), RL (Roll), LB (Pound), C (Hundred), M (Thousand); Units/Case: Unit packages contained in the Case; TL Case Qty: The total number of items in each Master Case; Min Order Qty: The smallest Unit that can be ordered; MM Req: Must order multiples of the Unit in the stated quantities; Ship Wt (Lbs): Total weight of the units per Carton

### GU24 LAMP HOLDERS



#### TYPICAL APPLICATIONS:

- Closets
- Garages
- Attics
- Utility Rooms
- Basements
- Storage Buildings
- Commercial, Industrial, Residential, and Agricultural Lighting
- And more...



- UL Listed.
- Includes 13-watt GU24 Bi-Pin compact fluorescent lamp (CFL) and polycarbonate lamp diffuser.
- Can be used with a standard wall switch.
- 13-Watt GU24 Bi-Pin compact fluorescent lamp:
  - Lamp Output = 900 lumens
  - Lamp Color = 2700K
  - Lamp Life (approximately 10,000 hours)
- Lamp Holder Rating: 120V-250VAC, 60Hz
- Impact resistant construction.
- 7" Conductors simplify installation.
- Suitable for indoor use only.
- Medium-Base fits 3.25 inch or 4.0 inch Outlet Box.
- Meets the requirements of the 2014 National Electrical Code: Articles 410.16(A)(2), 410.52, 410.74(A)(B), 410.122.

Catalog Number	UPC Number	Description	Order Unit	Unit Qty	Unit Pkg	Units/Case	TL Case Qty	Min Order Qty	MM Req	Ship Wt (Lbs)
16530	16530	GU24 Lamp Holder: Keyless	EA	1	BX	24	24	24	Yes	11
16535	16535	GU24 Lamp Holder: Pull Chain	EA	1	BX	24	24	24	Yes	11
15675	15675	Compact Fluorescent Lamp: 13-watt, GU24 Bi-Pin, Self Ballasted Lamp (2700K)	EA	1	BX	25	25	1	No	8

**Note:** Lamp Holders are sold ONLY in case quantities of 24 per Carton.

**UNITS OF MEASURE KEY** Order Unit: The Unit to be ordered; Unit Qty: Number of pieces in each Unit; Unit Pkg: Unit Packages contained in the case - Packaging types - BG (Bag), BRL (Barrel), BX (Box), BN (Bulk), PKG (Package), EA (Each), RL (Roll), LB (Pound), C (Hundred), M (Thousand); Units/Case: Unit packages contained in the Case; TL Case Qty: The total number of items in each Master Case; Min Order Qty: The smallest Unit that can be ordered; MM Req: Must order multiples of the Unit in the stated quantities; Ship Wt (Lbs): Total weight of the units per Carton

# FIXTURE WHIPS

We are the leading American manufacturer of fixture whips for the electrical construction industry. Our pre-wired armored cable fixture whips are factory fabricated wiring assemblies typically used for lighting and power distribution in commercial buildings.

Our Fixture Whips consist of flexible metal conduit (FMC), .375mm (3/8") and .5" (1/2") trade sizes and meet all requirements of the National Electrical Code (NEC), Article 348. These pre-assembled Fixture Whips provide an excellent mechanical protection and a cost-effective, reliable installation. The connectors used are designed to simplify the connection to metallic junction boxes and lighting fixtures. Typical applications include both new and remodeled commercial buildings, industrial facilities, shopping centers, hotels, as well as health care, educational and recreational facilities.

## ADVANTAGES FOR THE CONTRACTOR

- A cost-effective and efficient alternative to traditional labor-intensive pipe and wire installation methods.
- Significantly reduces installation time to connect branch circuit power distribution and lighting systems.
- Fixture whip accessory products are available for the contractor to expedite and facilitate installation.
- We can also build "custom" labor-saving Fixture Whips to the contractor's specifications. Please review page 37 for more specific information.

## WHY CONTRACTORS USE UL LISTED EPCO FIXTURE WHIPS

- 100% of our Fixture Whips are assembled in our facility using UL Listed or UL Recognized components.
- Permitted for use by virtually all local building codes and approved by electrical inspectors in the majority of municipalities across the U.S.
- A UL label attached to every Fixture Whip is an immediate identifier to the electrical inspector and contractor that our fixture whips have been inspected at the factory, listed by UL (File Number E87199) and comply with the NEC.
- We provide product liability insurance as additional protection in the event of product defects that may cause a liability to the contractor.

The table to the right shows the maximum number of insulated conductors in 3/8 inch flexible metal conduit.

**Column A** = With fitting inside conduit.

**Column B** = With fitting outside conduit.

In addition, one covered or bare equipment grounding conductor of the same size shall be permitted (per the 2014 NEC, Table 348.22).

WIRE SIZE (AWG)	WIRE TYPES TFN AND THHN	
	A	B
18	5	8
16	4	6
14	3	4
12	2	3
10	1	1

### FIXTURE WHIPS WITH DIE CAST SCREW-IN CONNECTORS

- UL Listed. File Number: E87199.
- Stranded and Solid THHN Conductors.
- Includes Die Cast Screw-In Connectors on each end.
- Packaging - 30 per Carton or 100 in an extra strong fiber drum.
- Meets the requirements of the 2014 National Electrical Code: Articles 348.20(A)(2), 348.22, 410.177(A), (B) and (C), and 410.137(C).

**Note:** Specify packaging requirements when placing your order. Add the "C" suffix to indicate 30 Fixture Whips per Carton.

All stranded and solid wire conductors are stripped 5/8" (.625") from the end of the conductor and securely tied to prevent damage to the conductors.

We manufacture Fixture Whips for 277 Volt applications. Contact our Inside Sales Department (800.336.1976 or sales@engproducts.com) for more specific information.



Catalog Number	UPC Number	Description	Order Unit	Unit Qty	Unit Pkg	Units/Case	TL Case Qty	Min Order Qty	MM Req	Ship Wt (Lbs)
<b>Stranded Wire Fixture Whips - 3/8" (.375") Conduit</b>										
EPW1262	10311	2-12 AWG Stranded Wire: 6-FT - Black, White	EA	1	BRL	100	100	10	Yes	175
EPW1263	10315	3-12 AWG Stranded Wire: 6-FT - Black, White, Green	EA	1	BRL	100	100	10	Yes	190
EPW1462	10303	2-14 AWG Stranded Wire: 6-FT - Black, White	EA	1	BRL	100	100	10	Yes	160
EPW1463	10307	3-14 AWG Stranded Wire: 6-FT - Black, White, Green	EA	1	BRL	100	100	10	Yes	170
EPW1464	10308	4-14 AWG Stranded Wire: 6-FT - Black, Red, White, Green	EA	1	BRL	100	100	10	Yes	180
EPW1662	10300	2-16 AWG Stranded Wire: 6-FT - Black, White	EA	1	BRL	100	100	10	Yes	155
EPW1663	10301	3-16 AWG Stranded Wire: 6-FT - Black, White, Green	EA	1	BRL	100	100	10	Yes	165
EPW1664	10302	4-16 AWG Stranded Wire: 6-FT - Black, Red, White, Green	EA	1	BRL	100	100	10	Yes	175
EPW1862	10297	2-18 AWG Stranded Wire: 6-FT - Black, White	EA	1	BRL	100	100	10	Yes	155
EPW1863	10298	3-18 AWG Stranded Wire: 6-FT - Black, White, Green	EA	1	BRL	100	100	10	Yes	160
EPW1864	10299	4-18 AWG Stranded Wire: 6-FT - Black, Red, White, Green	EA	1	BRL	100	100	10	Yes	170
<b>Solid Wire Fixture Whips - 3/8" (.375") Conduit</b>										
EPW1262S	10336	2-12 AWG Solid Wire: 6-FT - Black, White	EA	1	BRL	100	100	10	Yes	175
EPW1263S	10337	3-12 AWG Solid Wire: 6-FT - Black, White, Green	EA	1	BRL	100	100	10	Yes	190
EPW1462S	10333	2-14 AWG Solid Wire: 6-FT - Black, White	EA	1	BRL	100	100	10	Yes	160
EPW1463S	10334	3-14 AWG Solid Wire: 6-FT - Black, White, Green	EA	1	BRL	100	100	10	Yes	170
EPW1464S	10335	4-14 AWG Solid Wire: 6-FT - Black, Red, White, Green	EA	1	BRL	100	100	10	Yes	180
EPW1662S	10330	2-16 AWG Solid Wire: 6-FT - Black, White	EA	1	BRL	100	100	10	Yes	155
EPW1663S	10331	3-16 AWG Solid Wire: 6-FT - Black, White, Green	EA	1	BRL	100	100	10	Yes	165
EPW1664S	10332	4-16 AWG Solid Wire: 6-FT - Black, Red, White, Green	EA	1	BRL	100	100	10	Yes	175
EPW1862S	10327	2-18 AWG Solid Wire: 6-FT - Black, White	EA	1	BRL	100	100	10	Yes	155
EPW1863S	10328	3-18 AWG Solid Wire: 6-FT - Black, White, Green	EA	1	BRL	100	100	10	Yes	160
EPW1864S	10329	4-18 AWG Solid Wire: 6-FT - Black, Red, White, Green	EA	1	BRL	100	100	10	Yes	170
<b>Stranded Wire Fixture Whips - 1/2" (.5") Conduit</b>										
EPW1263-1/2	11600	3-12 AWG Stranded Wire: 6-FT - Black, White, Green	EA	1	BRL	100	100	10	Yes	186
EPW1264-1/2	10286	4-12 AWG Stranded Wire: 6-FT - Black, Red, White, Green	EA	1	BRL	100	100	10	Yes	195
EPW1463-1/2	10309	3-14 AWG Stranded Wire: 6-FT - Black, White, Green	EA	1	BRL	100	100	10	Yes	175
EPW1464-1/2	10313	4-14 AWG Stranded Wire: 6-FT - Black, Red, White, Green	EA	1	BRL	100	100	10	Yes	180
<b>Solid Wire Fixture Whips - 1/2" (.5") Conduit</b>										
EPW1263S-1/2	10314	3-12 AWG Solid Wire: 6-FT - Black, White, Green	EA	1	BRL	100	100	10	Yes	186
EPW1264S-1/2	10289	4-12 AWG Solid Wire: 6-FT - Black, Red, White, Green	EA	1	BRL	100	100	10	Yes	195
EPW1463S-1/2	10575	3-14 AWG Solid Wire: 6-FT - Black, White, Green	EA	1	BRL	100	100	10	Yes	175
EPW1464S-1/2	10577	4-14 AWG Solid Wire: 6-FT - Black, Red, White, Green	EA	1	BRL	100	100	10	Yes	180

**UNITS OF MEASURE KEY** Order Unit: The Unit to be ordered; Unit Qty: Number of pieces in each Unit; Unit Pkg: Unit Packages contained in the case - Packaging types - BG (Bag), BRL (Barrel), BX (Box), BN (Bulk), PKG (Package), EA (Each), RL (Roll), LB (Pound), C (Hundred), M (Thousand); Units/Case: Unit packages contained in the Case; TL Case Qty: The total number of items in each Master Case; Min Order Qty: The smallest Unit that can be ordered; MM Req: Must order multiples of the Unit in the stated quantities; Ship Wt (Lbs): Total weight of the units per Carton



**FIXTURE WHIPS WITH DIE CAST SNAP-IN CONNECTORS**

- UL Listed. File Number: E87199.
- Significant Labor Savings!
- 3/8" Flexible Steel Conduit; 6-foot length – Standard.
- Stranded and Solid THHN Conductors – Standard.
- Manufactured using UL Listed or UL recognized components.
- Packaging – 30 per Carton or 100 in an extra strong fiber drum.
- Meets the requirements of the 2014 National Electrical Code: Articles 348.20(A)(2), 348.22, 410.117(A), (B) and (C), and 410.137(C).

**Note:** Specify packaging requirements when placing your order. Add the "C" suffix to indicate 30 Fixture Whips per Carton.

All stranded and solid wire conductors are stripped 5/8" (.625") from the end of the conductor and securely tied to prevent damage to the conductors.



We manufacture Fixture Whips for 277 Volt applications. Contact our Inside Sales Department (800.336.1976 or sales@engproducts.com) for more specific information.

**Die Cast Snap-In Fixture Whips Part Number Reference Example: E P W 1 8 6 4 S A D**

18 = Wire Gauge; 6 = Length (in feet); 4 = Wires; S = Solid Wire; AD = Die Cast Snap-In Connector

Catalog Number	UPC Number	Description	Order Unit	Unit Qty	Unit Pkg	Units/Case	TL Case Qty	Min Order Qty	MM Req	Ship Wt (Lbs)
<b>Stranded Wire Fixture Whips</b>										
EPW1262AD	10554	2-12 AWG Stranded Wire: 6-FT - Black, White	EA	1	BRL	100	100	10	Yes	175
EPW1263AD	10556	3-12 AWG Stranded Wire: 6-FT - Black, White, Green	EA	1	BRL	100	100	10	Yes	190
EPW1264AD	10558	4-12 AWG Stranded Wire: 6-FT - Black, Red, White, Green	EA	1	BRL	100	100	10	Yes	170
EPW1462AD	10560	2-14 AWG Stranded Wire: 6-FT - Black, White	EA	1	BRL	100	100	10	Yes	160
EPW1463AD	10369	3-14 AWG Stranded Wire: 6-FT - Black, White, Green	EA	1	BRL	100	100	10	Yes	170
EPW1464AD	10442	4-14 AWG Stranded Wire: 6-FT - Black, Red, White, Green	EA	1	BRL	100	100	10	Yes	180
EPW1662AD	10566	2-16 AWG Stranded Wire: 6-FT - Black, White	EA	1	BRL	100	100	10	Yes	155
EPW1663AD	10517	3-16 AWG Stranded Wire: 6-FT - Black, White, Green	EA	1	BRL	100	100	10	Yes	165
EPW1664AD	10568	4-16 AWG Stranded Wire: 6-FT - Black, Red, White, Green	EA	1	BRL	100	100	10	Yes	175
EPW1862AD	10569	2-18 AWG Stranded Wire: 6-FT - Black, White	EA	1	BRL	100	100	10	Yes	155
EPW1863AD	10281	3-18 AWG Stranded Wire: 6-FT - Black, White, Green	EA	1	BRL	100	100	10	Yes	160
EPW1864AD	10280	4-18 AWG Stranded Wire: 6-FT - Black, Red, White, Green	EA	1	BRL	100	100	10	Yes	170
<b>Solid Wire Fixture Whips</b>										
EPW1262SAD	10555	2-12 AWG Solid Wire: 6-FT - Black, White	EA	1	BRL	100	100	10	Yes	175
EPW1263SAD	10557	3-12 AWG Solid Wire: 6-FT - Black, White, Green	EA	1	BRL	100	100	10	Yes	190
EPW1264SAD	10559	4-12 AWG Solid Wire: 6-FT - Black, Red, White, Green	EA	1	BRL	100	100	10	Yes	170
EPW1462SAD	10561	2-14 AWG Solid Wire: 6-FT - Black, White	EA	1	BRL	100	100	10	Yes	160
EPW1463SAD	10450	3-14 AWG Solid Wire: 6-FT - Black, White, Green	EA	1	BRL	100	100	10	Yes	170
EPW1464SAD	10451	4-14 AWG Solid Wire: 6-FT - Black, Red, White, Green	EA	1	BRL	100	100	10	Yes	180
EPW1862SAD	10570	2-18 AWG Solid Wire: 6-FT - Black, White	EA	1	BRL	100	100	10	Yes	155
EPW1863SAD	10367	3-18 AWG Solid Wire: 6-FT - Black, White, Green	EA	1	BRL	100	100	10	Yes	160
EPW1864SAD	10368	4-18 AWG Solid Wire: 6-FT - Black, Red, White, Green	EA	1	BRL	100	100	10	Yes	170

**UNITS OF MEASURE KEY** Order Unit: The Unit to be ordered; Unit Qty: Number of pieces in each Unit; Unit Pkg: Unit Packages contained in the case - Packaging types - BG (Bag), BRL (Barrel), BX (Box), BN (Bulk), PKG (Package), EA (Each), RL (Roll), LB (Pound), C (Hundred), M (Thousand); Units/Case: Unit packages contained in the Case; TL Case Qty: The total number of items in each Master Case; Min Order Qty: The smallest Unit that can be ordered; MM Req: Must order multiples of the Unit in the stated quantities; Ship Wt (Lbs): Total weight of the units per Carton

# FIXTURE WHIPS FIXTURE WHIPS WITH POLYCARBONATE SNAP-IN CONNECTORS

## FIXTURE WHIPS WITH POLYCARBONATE SNAP-IN CONNECTORS

- UL Listed. File Number: E87199.
- Significant Labor Savings!
- Stranded and Solid THHN conductors – Standard.
- Manufactured using UL Listed or UL recognized components.
- Packaging – 30 per Carton or 100 in an extra strong fiber drum.
- Meets the requirements of the 2014 National Electrical Code: Articles 348.20(A)(2), 348.22, 410.117(A), (B) and (C), and 410.137(C).

**Note:** Specify packaging requirements when placing your order. Add the "C" suffix to indicate 30 Fixture Whips per Carton.

All stranded and solid wire conductors are stripped 5/8" (.625") from the end of the conductor and securely tied to prevent damage to the conductors.

We manufacture Fixture Whips for 277 Volt applications. Contact our Inside Sales Department (800.336.1976 or sales@engproducts.com) for more specific information.

**Polycarbonate Snap-In Fixture Whips Part Number Reference Example:** EPW1864SA

18 = Wire Gauge; 6 = Length (in feet); 4 = Wires; S = Solid Wire; A = Polycarbonate Snap-In Connector



Catalog Number	UPC Number	Description	Order Unit	Unit Qty	Unit Pkg	Units/Case	TL Case Qty	Min Order Qty	MM Req	Ship Wt (Lbs)
<b>Stranded Wire Fixture Whips</b>										
EPW1262A	10318	2-12 AWG Stranded Wire: 6-FT - Black, White	EA	1	BRL	100	100	10	Yes	175
EPW1263A	10319	3-12 AWG Stranded Wire: 6-FT - Black, White, Green	EA	1	BRL	100	100	10	Yes	190
EPW1462A	10316	2-14 AWG Stranded Wire: 6-FT - Black, White	EA	1	BRL	100	100	10	Yes	160
EPW1463A	10317	3-14 AWG Stranded Wire: 6-FT - Black, White, Green	EA	1	BRL	100	100	10	Yes	170
EPW1464A	10326	4-14 AWG Stranded Wire: 6-FT - Black, Red, White, Green	EA	1	BRL	100	100	10	Yes	180
EPW1662A	10323	2-16 AWG Stranded Wire: 6-FT - Black, White	EA	1	BRL	100	100	10	Yes	155
EPW1663A	10324	3-16 AWG Stranded Wire: 6-FT - Black, White, Green	EA	1	BRL	100	100	10	Yes	165
EPW1664A	10325	4-16 AWG Stranded Wire: 6-FT - Black, Red, White, Green	EA	1	BRL	100	100	10	Yes	175
EPW1862A	10320	2-18 AWG Stranded Wire: 6-FT - Black, White	EA	1	BRL	100	100	10	Yes	155
EPW1863A	10321	3-18 AWG Stranded Wire: 6-FT - Black, White, Green	EA	1	BRL	100	100	10	Yes	160
EPW1864A	10322	4-18 AWG Stranded Wire: 6-FT - Black, Red, White, Green	EA	1	BRL	100	100	10	Yes	170
<b>Solid Wire Fixture Whips</b>										
EPW1262SA	10347	2-12 AWG Solid Wire: 6-FT - Black, White	EA	1	BRL	100	100	10	Yes	175
EPW1263SA	10348	3-12 AWG Solid Wire: 6-FT - Black, White, Green	EA	1	BRL	100	100	10	Yes	190
EPW1462SA	10344	2-14 AWG Solid Wire: 6-FT - Black, White	EA	1	BRL	100	100	10	Yes	160
EPW1463SA	10345	3-14 AWG Solid Wire: 6-FT - Black, White, Green	EA	1	BRL	100	100	10	Yes	170
EPW1464SA	10346	4-14 AWG Solid Wire: 6-FT - Black, Red, White, Green	EA	1	BRL	100	100	10	Yes	180
EPW1662SA	10341	2-16 AWG Solid Wire: 6-FT - Black, White	EA	1	BRL	100	100	10	Yes	155
EPW1663SA	10342	3-16 AWG Solid Wire: 6-FT - Black, White, Green	EA	1	BRL	100	100	10	Yes	165
EPW1664SA	10343	4-16 AWG Solid Wire: 6-FT - Black, Red, White, Green	EA	1	BRL	100	100	10	Yes	175
EPW1862SA	10338	2-18 AWG Solid Wire: 6-FT - Black, White	EA	1	BRL	100	100	10	Yes	155
EPW1863SA	10339	3-18 AWG Solid Wire: 6-FT - Black, White, Green	EA	1	BRL	100	100	10	Yes	160
EPW1864SA	10340	4-18 AWG Solid Wire: 6-FT - Black, Red, White, Green	EA	1	BRL	100	100	10	Yes	170

**UNITS OF MEASURE KEY** Order Unit: The Unit to be ordered; Unit Qty: Number of pieces in each Unit; Unit Pkg: Unit Packages contained in the case - Packaging types - BG (Bag), BRL (Barrel), BX (Box), BN (Bulk), PKG (Package), EA (Each), RL (Roll), LB (Pound), C (Hundred), M (Thousand); Units/Case: Unit packages contained in the Case; TL Case Qty: The total number of items in each Master Case; Min Order Qty: The smallest Unit that can be ordered; MM Req: Must order multiples of the Unit in the stated quantities; Ship Wt (Lbs): Total weight of the units per Carton



**QUIKWHIP FIXTURE WHIPS**

- UL Listed as a complete wire assembly that complies with the 2014 National Electrical Code: Articles 348.20(A)(2), 348.22, 410.117(A), (B) and (C), and 410.137(C). File #E87199.
- Significant contractor time and labor savings!
- Pre-attached connectors add speed and dependability when finalizing fixture whip terminations.
  - Two (2) Die Cast “Snap-In” Connectors on each end of the QuikWhip. Snaps directly into the fixture housing.
  - WAGO® Pushwire 4-port connectors on each end of the QuikWhip.
- No tools required to install the QuikWhip! A cost-effective solution that eliminates lock nuts and wire nuts.
- Easily insert the fixture’s conductors into the corresponding ports on the WAGO connector and you’re finished. No wire nuts to twist or taping required.
- Average Time Savings: 45% or up to three (3) minutes per fixture installation.
- Approximate “installed” cost savings per fixture: \$2.00 - \$3.00.
- Solid or Stranded THHN Conductors enclosed in 6-feet of 3/8" (.375") Flexible Steel Conduit – Standard.



When you add-up your time and material cost, it makes economic sense to buy “pre-fabricated,” ready-to-install QuikWhips from EPCO.

**Note:** The ground bonding conductor on each end of the QuikWhip includes a “green” WAGO grounding conductor.

**QuikWhip Fixture Whips Part Number Reference Example:** EPW1864SADP2-HNG

18 = Wire Gauge; 6 = Length (in feet); 4 = Wires; S = Solid Wire; AD = Die Cast Snap-In Connector; P = Pushwire Style Connector; 2 = Each End.

WAGO Connectors will be pre-attached to each end of the QuikWhip on the HOT, Neutral and Ground wires. HNG = Hot/Neutral/Ground.

Catalog Number	UPC Number	Description	Order Unit	Unit Qty	Unit Pkg	Units/Case	TL Case Qty	Min Order Qty	MM Req	Ship Wt (Lbs)
<b>Stranded Wire QuikWhips</b>										
EPW1463ADP1-HN	10546	3-14 AWG: 6-FT - Black, White, Green	EA	1	BRL	100	100	10	Yes	171
EPW1463ADP1-HNG	10540	3-14 AWG: 6-FT - Black, White, Green	EA	1	BRL	100	100	10	Yes	171
EPW1463ADP2-HNG	10531	3-14 AWG: 6-FT - Black, White, Green	EA	1	BRL	100	100	10	Yes	171
EPW1464ADP2-HNG	10532	4-14 AWG: 6-FT - Black, Red, White, Green	EA	1	BRL	100	100	10	Yes	171
<b>Solid Wire QuikWhips</b>										
EPW1263SADP1-HN	10548	3-12 AWG: 6-FT - Black, White, Green	EA	1	BRL	100	100	10	Yes	191
EPW1263SADP1-HNG	10542	3-12 AWG: 6-FT - Black, White, Green	EA	1	BRL	100	100	10	Yes	191
EPW1263SADP2-HNG	10535	3-12 AWG: 6-FT - Black, White, Green	EA	1	BRL	100	100	10	Yes	191
EPW1863SADP1-HN	10544	3-18 AWG: 6-FT - Black, White, Green	EA	1	BRL	100	100	10	Yes	161
EPW1863SADP1-HNG	10538	3-18 AWG: 6-FT - Black, White, Green	EA	1	BRL	100	100	10	Yes	161
EPW1863SADP2-HNG	10533	3-18 AWG: 6-FT - Black, White, Green	EA	1	BRL	100	100	10	Yes	161
EPW1864SADP1-HN	10545	4-18 AWG: 6-FT - Black, Red, White, Green	EA	1	BRL	100	100	10	Yes	171
EPW1864SADP1-HNG	10539	4-18 AWG: 6-FT - Black, Red, White, Green	EA	1	BRL	100	100	10	Yes	171
EPW1864SADP2-HNG	10534	4-18 AWG: 6-FT - Black, Red, White, Green	EA	1	BRL	100	100	10	Yes	171

**UNITS OF MEASURE KEY** Order Unit: The Unit to be ordered; Unit Qty: Number of pieces in each Unit; Unit Pkg: Unit Packages contained in the case - Packaging types - BG (Bag), BRL (Barrel), BX (Box), BN (Bulk), PKG (Package), EA (Each), RL (Roll), LB (Pound), C (Hundred), M (Thousand); Units/Case: Unit packages contained in the Case; TL Case Qty: The total number of items in each Master Case; Min Order Qty: The smallest Unit that can be ordered; MM Req: Must order multiples of the Unit in the stated quantities; Ship Wt (Lbs): Total weight of the units per Carton

## RETROFIT FIXTURE WHIPS WITH DIE CAST SCREW-IN CONNECTORS

- UL Listed. File Number: E87199.
- Labor saving Fixture Whips that expedite the installation process when contractors upgrade existing fluorescent fixtures with new energy saving ballast.
- All stranded and solid wire conductors are stripped 5/8" (.625") from the end of the conductor and securely tied to prevent damage to the conductors and eliminate lost lock nuts.
- Includes Die Cast Screw-In Connectors on each end.



Meets the requirements of the 2014 National Electrical Code: Article 410.137(C) as follows:

*Wired luminaire (fixture) sections are paired, with a ballast(s) supplying a lamp or lamps in both. For interconnection between paired units, it shall be permissible to use metric designator 12 (trade size 3/8") flexible metal conduit in lengths not exceeding 7.5 m (25 ft) in conformance with Article 348. Luminaire (fixture) wire operating at line voltage, supplying only the ballast(s) of one of the paired luminaires (fixtures), shall be permitted in the same raceway as the lamp supply wires of the paired luminaires (fixtures).*

Catalog Number	UPC Number	Description	Order Unit	Unit Qty	Unit Pkg	Units/Case	TL Case Qty	Min Order Qty	MM Req	Ship Wt (Lbs)
<b>Stranded Wire Retrofit Fixture Whips</b>										
EPW18103	10400	3-18 AWG Stranded Wire: 3/8" Conduit, 10-FT Length - Black, White, Green	EA	1	BRL	100	100	10	Yes	133
EPW18104	10402	4-18 AWG Stranded Wire: 3/8" Conduit, 10-FT Length - Black, Red, White, Green	EA	1	BRL	100	100	10	Yes	142
<b>Solid Wire Retrofit Fixture Whips</b>										
EPW18103S	10401	3-18 AWG Solid Wire: 3/8" Conduit, 10-FT Length - Black, White, Green	EA	1	BRL	100	100	10	Yes	133
EPW18104S	10403	2-16 AWG Solid Wire: 3/8" Conduit, 10-FT Length - Black, Red, White, Green	EA	1	BRL	100	100	10	Yes	142

**UNITS OF MEASURE KEY** Order Unit: The Unit to be ordered; Unit Qty: Number of pieces in each Unit; Unit Pkg: Unit Packages contained in the case - Packaging types - BG (Bag), BRL (Barrel), BX (Box), BN (Bulk), PKG (Package), EA (Each), RL (Roll), LB (Pound), C (Hundred), M (Thousand); Units/Case: Unit packages contained in the Case; TL Case Qty: The total number of items in each Master Case; Min Order Qty: The smallest Unit that can be ordered; MM Req: Must order multiples of the Unit in the stated quantities; Ship Wt (Lbs): Total weight of the units per Carton

**CUSTOM FIXTURE WHIP ORDER FORM**

We will build "Labor Saving" Fixture Whips to your specifications. Please use the information below to specify your non-Catalog Custom Fixture Whip requirements. Complete this form and fax to:

**Engineered Products Company, Attention: Inside Sales Department, FAX: 952.767.8786**

If you need a quote on more than one Custom Fixture Whip, please complete a separate form for each variation.

Distributor: \_\_\_\_\_ Contact: \_\_\_\_\_

Address: \_\_\_\_\_ City: \_\_\_\_\_ State/Zip: \_\_\_\_\_

Sales Agency: \_\_\_\_\_ Contact Name: \_\_\_\_\_ Target Price (\$): \_\_\_\_\_  
(required)

Wire (TFFN or THHN):  Solid  Stranded Wire Lead Length:  6-inch  12-inch  Other (specify) \_\_\_\_\_

Wire Gauge:  12  14  16  18 Connector Type:  Left End  Right End (specify) \_\_\_\_\_

Select a connector type (number) for each Fixture Whip from the Connector Reference Guide shown below.

Wire Colors:  Black  White  Red Conduit Material:  3/8-inch  1/2-inch (Flexible Metal, Steel)

Green  Blue  Gray

Insulated Throat:  Yes  No

Brown  Purple  Pink

Orange  Yellow  Other\* (specify): \_\_\_\_\_

**Conduit Length:**

6-Foot  8-Foot  10-Foot  12-Foot  Other\* \_\_\_\_\_ \* require longer lead times

Quantity Needed: \_\_\_\_\_ Requested Shipping Date: \_\_\_\_\_

Description: \_\_\_\_\_

If your application requires a Connector other than what is shown in the Reference Guide, please indicate the following:

Connector Type: \_\_\_\_\_

Manufacturer: \_\_\_\_\_

Part Number: \_\_\_\_\_


**Push-in Wire Connectors:** Select wire color AND choose which end requires a Push-in Wire Connector:



- |                                   |                                    |                                 |                                   |                                    |                                 |                                   |                                    |                               |
|-----------------------------------|------------------------------------|---------------------------------|-----------------------------------|------------------------------------|---------------------------------|-----------------------------------|------------------------------------|-------------------------------|
| <input type="checkbox"/> Left End | <input type="checkbox"/> Right End | <input type="checkbox"/> Black  | <input type="checkbox"/> Left End | <input type="checkbox"/> Right End | <input type="checkbox"/> White  | <input type="checkbox"/> Left End | <input type="checkbox"/> Right End | <input type="checkbox"/> Red  |
| <input type="checkbox"/> Left End | <input type="checkbox"/> Right End | <input type="checkbox"/> Green  | <input type="checkbox"/> Left End | <input type="checkbox"/> Right End | <input type="checkbox"/> Blue   | <input type="checkbox"/> Left End | <input type="checkbox"/> Right End | <input type="checkbox"/> Grey |
| <input type="checkbox"/> Left End | <input type="checkbox"/> Right End | <input type="checkbox"/> Brown  | <input type="checkbox"/> Left End | <input type="checkbox"/> Right End | <input type="checkbox"/> Purple | <input type="checkbox"/> Left End | <input type="checkbox"/> Right End | <input type="checkbox"/> Pink |
| <input type="checkbox"/> Left End | <input type="checkbox"/> Right End | <input type="checkbox"/> Orange | <input type="checkbox"/> Left End | <input type="checkbox"/> Right End | <input type="checkbox"/> Yellow |                                   |                                    |                               |

**CONNECTOR REFERENCE GUIDE**

Common connectors used on pre-made assembly.



Size: 3/8": P/N E00-001-000  
 1/2": P/N E00-026-000  
 Type: Screw-in  
 Material: Die Cast  
 Insulated: Yes or No (circle one)



Size: 3/8": P/N E00-003-000  
 1/2": P/N E00-005-000  
 Type: Screw-in/Snap-in  
 Material: Die Cast  
 Insulated: Yes or No (circle one)



Size: 3/8": P/N E00-003-001  
 Type: Set Screw, Snap-in  
 Material: Die Cast  
 Insulated: No



Size: 3/8": P/N E00-041-000  
 1/2": P/N E00-042-000  
 Type: Set Screw, Squeeze  
 Material: Die Cast  
 Insulated: No



Size: 3/8": P/N E00-002-000  
 1/2": P/N E00-013-000  
 Type: Exterior, Snap-in  
 Material: Plastic w/Steel  
 Insulated: Yes



Size: 1/2": P/N E00-042-002  
 Type: Set Screw, Squeeze  
 Material: Steel  
 Insulated: Yes or No (circle one)



Size: 3/8": P/N E00-041-002  
 Type: Set Screw, Squeeze  
 Material: Steel  
 Insulated: No



Size: 3/8": P/N E00-007-000  
 1/2": P/N E00-010-000  
 Type: Set Screw, 90°  
 Material: Die Cast  
 Insulated: Yes or No (circle one)



Size: 3/8": P/N E00-015-000  
 1/2": P/N E00-005-001  
 Type: Snap-in, 90°  
 Material: Die Cast  
 Insulated: No



Size: 3/8": P/N E00-003-003  
 1/2": P/N E00-004-003  
 Type: Speed Lock Style, Snap-in  
 Material: Steel  
 Insulated: Yes

**Note:** Connector options are not sold separately. Other connectors, not listed, can be specified for your custom fixture whip. Contact the EPCO Inside Sales Department (800.336.1976 or sales@engproducts.com) for other connector options.

# TUBE GUARDS

Make us your resource for Standard and UV filtering fluorescent tube guards! Their primary function is to provide superior protection against broken glass and sparks that can result when fluorescent lamps shatter.

Our Tube Guards are “add-on” polycarbonate sleeves that are held in place around the linear fluorescent lamp by two (2) plastic end caps. We always recommend using the end caps to maintain an air space between the fluorescent lamp wall and the inside of the tube guard when placed around the lamp.

**Note:** It is extremely important to properly install our tube guards utilizing the supplied end caps. Improperly installed tube guards that come into direct contact with the fluorescent lamp wall may cause premature lamp failure.

The average temperature to manufacturer polycarbonate tube guards is approximately 500°F. While some manufacturers might use recycled polycarbonate material for tube guard production, we only use virgin polycarbonate material for the best stability and long-term reliability. This means the melting point for our tube guards is much higher and lowers the probability of them melting or deforming at the end of the fluorescent lamp's life. When the lamp and ballast system is wired correctly, the lamp and tube guard combination will function satisfactorily during normal lamp life. However, toward the end of the lamp's life, the ends of the lamp create excessive heat that may cause the tube guard to heat up, distort and discolor. We always recommend using Heat Sink Screens (P/N: 17893 - T5 HD, 17800 - T8, 17860 - T12) during the initial installation of new tube guards or when retrofitting and reusing tube guards.

## ADVANTAGES FOR THE CONTRACTOR, FACILITY MANAGER AND BUILDING OWNER

- Standard Tube Guards satisfy OSHA, FDA and USDA requirements for food processing, commercial businesses and industrial plants.
- UV Filtering Tube Guards screen out harmful ultra-violet light emissions.

## WHY CONTRACTORS USE EPCO TUBE GUARDS

- Our Standard and UV Filtering Tube Guards are always “in-stock” and available for immediate shipping.
- End caps are included.
- Easy to install without the use of tools.
- Efficient, cost-effective, and provides maximum protection against lamp breakage.



## STANDARD TUBE GUARDS

### STANDARD TUBE GUARDS

The Standard Tube Guard is a light stabilized polycarbonate and has 0% transmittance below 365 nanometers (Clear Tube Guards only). Available Colors: Clear, Amber, Red, Green, Yellow and Blue. Available Sizes: T5, T8, and T12.

- An efficient economical solution where fluorescent lamp breakage would be hazardous to personnel, product, equipment or animals.
- Slip over fluorescent lamps to retain shattered glass and control the release of mercury vapor and phosphorescent material.
- Constructed of unbreakable lexan polycarbonate.
- "Cut-to-order" custom lengths are also available. Contact our Inside Sales Department (800.336.1976 or sales@engproducts.com) for more information.

### T5 HD SERIES TUBE GUARDS

Using T5 lamps is a cost-effective lighting systems solution for a variety of reasons. Unfortunately the average T5 lamp will dissipate about 73% of its total lamp power as heat. And when this lamp is used in combination with a tube guard, that heat must be properly dissipated from the lamp.

Our T5 HD (Heat Dissipation) Series Tube Guard takes into consideration two major factors; the temperature on the inside of the tube guard, and how close the T5 lamp is actually located to the tube guard.

- Our T5 HD Series Tube Guard's larger diameter and its "vented" End Caps allow a layer of air to absorb heat from the lamp and cool it before making contact with the inside wall of the tube guard. This results in a 25°F temperature drop.\*
- The larger diameter of the T5 HD Series Tube Guard allows it to accommodate Heat Sink Screens to control and distribute heat, in addition to lowering the temperatures over a larger area on the end of the tube guard.

**Note:** We strongly recommend using Heat Sink Screens with our T5 HD Series Tube Guards. Part Numbers 17185 and 17186 arrive with the Heat Sink Screen built into the Tube Guard. See photo to the right below.

- The combination of the T5 HD Series Tube Guard, "vented" End Caps, and Heat Sink Screens lower the inside temperature of the tube guard approximately 30°F.\*\*
- Together, these components provide a unique operational advantage over other competitors T5 tube guards and still fits all T5 lamp applications.

TEMPERATURE TESTING	
CONFIGURATION	TEMPERATURE*
Competitors T5 Tube Guard	215°F
T5 HD Series Tube Guard and "Vented" End Caps	190°F*
T5 HD Series Tube Guard, "Vented" End Caps and Heat Sink Screen	185°F**

\***Note:** The temperature is measured on the inside surface of the Tube Guard. The ambient testing temperature was 72°F using a T5 F54 HO Lamp.

#### Fast, Efficient and Repeatable Results

EPCO always recommends using "Heat Sink Screens" when installing T5 HD Series Tube Guards. Heat sink screens help distribute excessive heat on both ends of the fluorescent lamp. But when installing a large number of tube guards and heat sink screen combinations, time is money.

High volume installers can now reduce their installation time by using our T5 HD Series Tube Guard with "pre-installed" Heat Sink Screens. In addition to saving time and money, EPCO's T5 HD Series Tube Guard with "pre-installed" Heat Sink Screens provide a convenient and economical solution to expedite the installation by eliminating the process of having the contractor pre-roll two Heat Sink Screens (per tube guard).


Simply insert the lamp into the T5 HD Series Tube Guard, insert the "vented" end cap on each end of the tube guard and install the "tubed" lamp into the fixture.



STANDARD TUBE GUARDS

#### TYPICAL APPLICATIONS:

- Food Processing Facilities
- Commercial Kitchens
- Grocery Stores
- Laundries
- Industrial Facilities
- Saunas
- Car Washes
- Storage Buildings
- Pedestrian and Road Tunnels
- Parking Garages
- Elevator Shafts
- Refrigerators and Freezers
- Locker Rooms
- And more...



**Note:** T5 HD Series Tube Guards, Part Numbers 17185 and 17186, are bundled with the T5 HD Heat Sink Screen built into the Tube Guard as shown above.



# TUBE GUARDS

## STANDARD TUBE GUARDS

### EPCO's YELLOW TUBE GUARDS - How do they work?

Insects and humans have different visual perceptions. Light sources that radiate ultraviolet energy and blue light are most attractive to insects. Light sources that insects have a difficult time seeing are "yellow" hues in the color spectrum. Our yellow tube guards will minimize the number of insects.

### TYPICAL APPLICATIONS

- Commercial businesses that maintain night-time operations such as gas stations, fast food restaurants, etc.
- Commercial food preparation and serving areas
- Parking lots loading areas
- Airport, Train and Bus Stations
- Building entrances
- Decks and patios



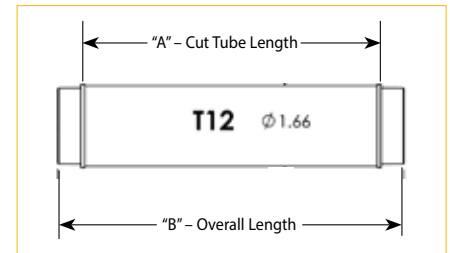
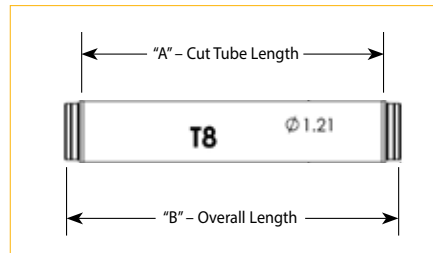
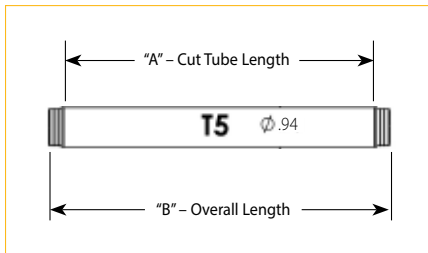
YELLOW TUBE GUARDS

### STANDARD AND UV FILTERING TUBE GUARD DIMENSIONS

T5 HD SERIES TUBE GUARDS		
DIM. "A"	DIM. "B"	NOMINAL LENGTH
44.68	45.27	4'

T8 TUBE GUARDS		
DIM. "A"	DIM. "B"	NOMINAL LENGTH
46.38	47.10	4'
68.38	69.10	6'
92.38	93.10	8'

T12 TUBE GUARDS		
DIM. "A"	DIM. "B"	NOMINAL LENGTH
45.97	47.10	4'
68.17	69.28	6'
91.97	93.10	8'



**Note:** Dimension "B" includes End Caps.

### STANDARD TUBE GUARD END CAPS (BLACK)

Catalog Number	UPC Number	Description	Order Unit	Unit Qty	Unit Pkg	Units/Case	TL Case Qty	Min Order Qty	MM Req	Ship Wt (Lbs)
17103	17103	Standard End Caps: for T5 HD Series, "Vented"	BG	48	BG	0	0	48	Yes	1
17100	17100	Standard End Caps: for T8 Tube Guard	BG	48	BG	0	0	48	Yes	1
17101	17101	Standard End Caps: for T12 Tube Guard	BG	48	BG	0	0	48	Yes	1

**Note:** End Caps for T5 HD Series, T8 and T12 Tube Guards fit inside the Tube Guard.



**UNITS OF MEASURE KEY** Order Unit: The Unit to be ordered; Unit Qty: Number of pieces in each Unit; Unit Pkg: Unit Packages contained in the case - Packaging types - BG (Bag), BRL (Barrel), BX (Box), BN (Bulk), PKG (Package), EA (Each), RL (Roll), LB (Pound), C (Hundred), M (Thousand); Units/Case: Unit packages contained in the Case; TL Case Qty: The total number of items in each Master Case; Min Order Qty: The smallest Unit that can be ordered; MM Req: Must order multiples of the Unit in the stated quantities; Ship Wt (Lbs): Total weight of the units per Carton

Catalog Number	UPC Number	Description	Order Unit	Unit Qty	Unit Pkg	Units/Case	TL Case Qty	Min Order Qty	MM Req	Ship Wt (Lbs)
<b>4-FT T5 HD Series Tube Guard</b>										
17183*	17183	Clear Polycarbonate: with "Vented" Black End Caps	EA	1	BX	48	48	48	Yes	6
17184*	17184	Clear Polycarbonate: with "Vented" Black End Caps	EA	1	BX	120	120	120	Yes	16
17194†	17194	Amber Polycarbonate: with "Vented" Black End Caps	EA	1	BX	24	24	24	Yes	4
17195†	17195	Red Polycarbonate: with "Vented" Black End Caps	EA	1	BX	24	24	24	Yes	4
17196†	17196	Green Polycarbonate: with "Vented" Black End Caps	EA	1	BX	24	24	24	Yes	4
17197†	17197	Blue Polycarbonate: with "Vented" Black End Caps	EA	1	BX	24	24	24	Yes	4
17199†	17199	Yellow Polycarbonate: with "Vented" Black End Caps	EA	1	BX	24	24	24	Yes	4
<b>4-FT T5 HD Series Tube Guard with Built-In Heat Sink Screens</b>										
17185**	17185	Clear Polycarbonate: with "Vented" Black End Caps and built-in Heat Sink Screen	EA	1	BX	48	48	48	Yes	6
17186**	17186	Clear Polycarbonate: with "Vented" Black End Caps and built-in Heat Sink Screen	EA	1	BX	120	120	120	Yes	16
<b>4-FT T8 Tube Guard</b>										
17000	17000	Clear Polycarbonate: with Black End Caps	EA	1	BX	24	24	24	Yes	6
17005	17005	Amber Polycarbonate: with Black End Caps	EA	1	BX	24	24	24	Yes	6
17010	17010	Red Polycarbonate: with Black End Caps	EA	1	BX	24	24	24	Yes	6
17015	17015	Green Polycarbonate: with Black End Caps	EA	1	BX	24	24	24	Yes	6
17020	17020	Blue Polycarbonate: with Black End Caps	EA	1	BX	24	24	24	Yes	6
17025	17025	Yellow Polycarbonate: with Black End Caps	EA	1	BX	24	24	24	Yes	6
<b>6-FT T8 Tube Guard</b>										
17050	17050	Clear Polycarbonate: with Black End Caps	EA	1	BX	24	24	24	Yes	8
<b>8-FT T8 Tube Guard</b>										
17030	17030	Clear Polycarbonate: with Black End Caps	EA	1	BX	24	24	24	Yes	10
17031	17031	Amber Polycarbonate: with Black End Caps	EA	1	BX	24	24	24	Yes	10
17032	17032	Red Polycarbonate: with Black End Caps	EA	1	BX	24	24	24	Yes	10
17033	17033	Green Polycarbonate: with Black End Caps	EA	1	BX	24	24	24	Yes	10
17034	17034	Blue Polycarbonate: with Black End Caps	EA	1	BX	24	24	24	Yes	10
17035	17035	Yellow Polycarbonate: with Black End Caps	EA	1	BX	24	24	24	Yes	10
<b>4-FT T12 Tube Guard</b>										
17060	17060	Clear Polycarbonate: with Black End Caps	EA	1	BX	24	24	24	Yes	7
<b>6-FT T12 Tube Guard</b>										
17040	17040	Clear Polycarbonate: with Black End Caps	EA	1	BX	24	24	24	Yes	10
<b>8-FT T12 Tube Guard</b>										
17090	17090	Clear Polycarbonate: with Black End Caps	EA	1	BX	24	24	24	Yes	10

- Note:** \*1. Standard Tube Guards are sold ONLY in case quantities of 24 per Carton. We will not break case carton quantities! The exception is the T5 HD Series - Clear, which is available in carton quantities of 48 and 120 Units (P/Ns: 17183 and 17184).
- \*\*2. T5 HD Series Tube Guards, Part Numbers 17185 and 17186 include the built-in T5 HD Heat Sink Screen.
- †3. Indicates long lead time. Contact our Inside Sales Department (800.336.1976 or sales@engproducts.com) for more information.
4. Standard Tube Guards are not intended for use with HO or VHO Lamps! The exception is the T5 HD Series Tube Guard that is rated for use with a T5 HO Lamp.
5. Tube Guards, other than sizes and colors listed, can be special ordered. Contact our Inside Sales Department (800.336.1976 or sales@engproducts.com) for more information.



EPCO Standard Tube Guards are Made in the USA. Complies with the American Recovery and Reinvestment Act – Buy American Provision.

**UNITS OF MEASURE KEY** Order Unit: The Unit to be ordered; Unit Qty: Number of pieces in each Unit; Unit Pkg: Unit Packages contained in the case - Packaging types - BG (Bag), BRL (Barrel), BX (Box), BN (Bulk), PKG (Package), EA (Each), RL (Roll), LB (Pound), C (Hundred), M (Thousand); Units/Case: Unit packages contained in the Case; TL Case Qty: The total number of items in each Master Case; Min Order Qty: The smallest Unit that can be ordered; MM Req: Must order multiples of the Unit in the stated quantities; Ship Wt (Lbs): Total weight of the units per Carton

# TUBE GUARDS

## UV FILTERING TUBE GUARDS

### UV FILTERING TUBE GUARDS

- Our UV Filtering Tube Guards provide the basic reduction of harmful UV energy by filtering 99% of harmful UV rays up to 390 nanometers.\*
- Manufactured using thin-wall high tensile and impact resistant polycarbonate material that is flexible to grasp the lamp to facilitate lamp changes; does not easily crack.
- Special UV additive filters UV rays better than acrylic materials with comparable wall thickness (0.016" wall thickness).
- Minimizes premature color shifting (fading) and deterioration that can be detrimental to food products, paper, natural and synthetic textiles, paints, coatings, wood and polymer materials, inc.
- Provides years of protection from dangerous UV light.
- Can readily be "field-cut" to length if desired.
- Manufactured to the highest quality standards.
- Sizes: T5, T8, and T12.
- Available in nominal 4-foot and 8-foot lengths.

**\*Note:** Tested by two independent light testing laboratories.



UV FILTERING TUBE GUARDS

#### TYPICAL APPLICATIONS:

- Food Service
- Commercial Kitchens
- Photography Studios
- Grocery Stores
- Fabric Stores
- Movie Theaters
- Book Stores
- Libraries
- Furniture Stores
- Warehouses
- Special lighting applications where UV protection is required

Catalog Number	UPC Number	Description	Order Unit	Unit Qty	Unit Pkg	Units/Case	TL Case Qty	Min Order Qty	MM Req	Ship Wt (Lbs)
<b>4-FT T5 HD Series Tube Guard</b>										
17206	17206	Clear UV Filtering: with "Vented" Green End Caps	EA	1	BX	24	24	24	Yes	4
<b>4-FT T8 Tube Guard</b>										
17201	17201	Clear UV Filtering: with Green End Caps	EA	1	BX	24	24	24	Yes	7
<b>8-FT T8 Tube Guard</b>										
17202	17202	Clear UV Filtering: with Green End Caps	EA	1	BX	24	24	24	Yes	12
<b>4-FT T12 Tube Guard</b>										
17203	17203	Clear UV Filtering: with Green End Caps	EA	1	BX	24	24	24	Yes	8
<b>8-FT T12 Tube Guard</b>										
17204	17204	Clear UV Filtering: with Green End Caps	EA	1	BX	24	24	24	Yes	15

- Note:** 1. UV Filtering Tube Guards are sold ONLY in case quantities of 24 per Carton. We will not break case carton quantities.  
 2. UV Filtering Tube Guards are not to be used with HO or VHO fluorescent lamps! The exception is the UV Filtering T5 HD Series Tube Guard that is rated for use with a T5 HO lamp.

### UV FILTERING TUBE GUARD END CAPS (GREEN)

Catalog Number	UPC Number	Description	Order Unit	Unit Qty	Unit Pkg	Units/Case	TL Case Qty	Min Order Qty	MM Req	Ship Wt (Lbs)
17303	17303	UV Filtering End Caps: for T5 HD Series, "Vented"	BG	48	BG	0	0	48	Yes	1
17300	17300	UV Filtering End Caps: for T8 Tube Guard	BG	48	BG	0	0	48	Yes	1
17301	17301	UV Filtering End Caps: for T12 Tube Guard	BG	48	BG	0	0	48	Yes	1

**Note:** End Caps for T5, T8 and T12 Tube Guards fit inside the Tube Guard.




**UNITS OF MEASURE KEY** Order Unit: The Unit to be ordered; Unit Qty: Number of pieces in each Unit; Unit Pkg: Unit Packages contained in the case - Packaging types - BG (Bag), BRL (Barrel), BX (Box), BN (Bulk), PKG (Package), EA (Each), RL (Roll), LB (Pound), C (Hundred), M (Thousand); Units/Case: Unit packages contained in the Case; TL Case Qty: The total number of items in each Master Case; Min Order Qty: The smallest Unit that can be ordered; MM Req: Must order multiples of the Unit in the stated quantities; Ship Wt (Lbs): Total weight of the units per Carton


## HEAT SINK SCREENS

We recommend the use of Heat Sink Screens with all of our Tube Guards to aid in controlling heat that is generated by the fluorescent lamp. The primary function of our Heat Sink Screens is to distribute heat and lower the temperatures of the fluorescent lamp over a larger area at each end of the Tube Guard.


The Heat Sink Screens are available in sizes for the T5 HD Series Tube Guard, as well as T8 and T12 Tube Guards.



T5 HD SERIES HEAT SINK SCREEN



T8 HEAT SINK SCREEN



T12 HEAT SINK SCREEN

Catalog Number	UPC Number	Description	Order Unit	Unit Qty	Unit Pkg	Units/ Case	TL Case Qty	Min Order Qty	MM Req	Ship Wt (Lbs)
17893	17893	Heat Sink Screen: for T5 HD Series Tube Guards	BG	2	BG	0	0	2	Yes	1
17800	17800	Heat Sink Screen: for T8 Tube Guards	BG	2	BG	0	0	2	Yes	1
17860	17860	Heat Sink Screen: for T12 Tube Guards	BG	2	BG	0	0	2	Yes	1

**Note:** Heat Sink Screens are not to be used with HO or VHO lamps! The exception is the T5 HD Series Heat Sink Screen that is rated for use with a T5 HO lamp.

### Engineered Product Company (EPCO) Standard and UV Filtering Tube Guards Comply with the following Regulations:

#### FDA Plant Construction and Design ... 110.20 Section B, Part 5

(5) Provide adequate lighting in hand-washing areas, dressing and locker rooms, and toilet rooms and in all areas where food is examined, processed, or stored and where equipment or utensils are cleaned; and provide safety-type light bulbs, fixtures, skylights, or other glass suspended over exposed food in any step of preparation or otherwise protect against food contamination in case of glass breakage.

#### FDA Food Code Chapter 6, Section 202.11

“Shielding of light bulbs helps prevent breakage. Light bulbs that are shielded, coated, or otherwise shatter resistant are necessary to protect exposed food, clean equipment, utensils and linens, and unwrapped single-service and single-use articles from glass fragments should the bulb break.”

### ⚠ WARNING

We recommend using Heat Sink Screens with all Tube Guards.

It is safe to use our Tube Guards preferably in conjunction with electronic high efficiency ballasts that are designed to prevent over-heating of the lamp during use and at the lamp's "end of life."

We do not recommend using our Tube Guards under any condition where the surface temperature of the lamp can exceed 225°F (107°C) or in any enclosed light fixture where normal venting is prohibited.

Heat Sink Screens T5 HD Series: Part Number 17893  
Heat Sink Screens T8: Part Number 17800  
Heat Sink Screens T12: Part Number 17860

**Note:** Our Tube Guards should not be used in any application where power surges or voltage spikes can cause arcing or over-burning the lamps.

**UNITS OF MEASURE KEY** Order Unit: The Unit to be ordered; Unit Qty: Number of pieces in each Unit; Unit Pkg: Unit Packages contained in the case - Packaging types - BG (Bag), BRL (Barrel), BX (Box), BN (Bulk), PKG (Package), EA (Each), RL (Roll), LB (Pound), C (Hundred), M (Thousand); Units/Case: Unit packages contained in the Case; TL Case Qty: The total number of items in each Master Case; Min Order Qty: The smallest Unit that can be ordered; MM Req: Must order multiples of the Unit in the stated quantities; Ship Wt (Lbs): Total weight of the units per Carton



# TEMPORARY LIGHTING

New buildings under construction or retrofitting an existing building is an ever changing environment for temporary lighting. Adequate temporary lighting is necessary for the safety and productivity of the workers, as well as the quality of the completed work.

The electrical contractor is typically responsible for providing temporary lighting on the job site. And when it's time to specify temporary lighting, 9 out of 10 times the electrical contractor chooses Engineered Products Company, well-known for providing the best value for temporary lighting applications.

## TYPE-O PULSE-START LIGHTING TECHNOLOGY

- High-intensity light fixtures enhance productivity and provide increased security and safety.
- Energy efficient high lumen maintenance lowers operating expenses.
- Compact size and dependable high performance lighting source.
- Reliable operation and performance in a wide range of ambient temperatures.

## COMPACT FLUORESCENT LIGHTING TECHNOLOGY

- High-intensity light fixtures enhance productivity and provide increased security and safety.
- Energy efficient high lumen maintenance lowers operating expenses.
- Compact size and dependable high performance lighting source.
- Reliable operation and performance in a wide range of ambient temperatures.

## CORDLIGHTS™

- Weather resistant lamp sockets feature rigid-mounted eyelets for hooks or wire to simplify hanging.
- Suitable for indoor and outdoor use.
- Unique open and secure closure clasp on the heavy duty lamp cage easily facilitates lamp changes.
- A patented detent "snap-off, snap-on" fitting on the lamp socket enables quick replacement if the Safety Cage becomes damaged.

HID, CFL Temp Lights and CordLight products are always in stock!



## TIGER 400 AND TIGERCUB 175 HID TEMPORARY LIGHT FIXTURES

- Complies with the 2007 Energy Independence and Security Act (EISA).\*
- Meets the requirements of the 2014 National Electrical Code: Articles 410.62(C)(1) and (2), 410.104(A), 410.122, 410.130(F)(5) and 590.4(F).
- Compact size, lightweight and balanced construction.
- Easy to carry and install. UL Listed. Suitable for use in damp locations. TIGER 400 and TIGERCub 175 HID Light Fixtures and lamp combinations increase light levels up to 60% over traditional probe-start fixtures while using the same number of fixture locations and wiring.

### PULSE-START BALLAST

- Reliable, durable, maintenance free performance!
- A cost-effective solution to incandescent string lighting.
- Compact size, lightweight and balanced construction. Easy to carry and install.
- Faster warm-up time (2 min. vs. 4 min.)
- Faster "hot" restrike (3-4 min. vs. 15-20 min.)
- Improved cold weather starting performance.
- Lower maintenance and operating cost – ballast efficiency is 88%.
- Pre-wired at the factory for 120V operation. The multi-tap ballast can be re-configured for 208V, 240V or 277V applications.
- Improved efficacy (up to 45% more lumens per watt).

### FIXTURE LAMP WITH CERAMIC ARC TUBE

- Improved lumen maintenance (up to 25%).
- Reduced color shift – more consistent lamp-to-lamp color.
- Longer lamp life – up to 30% improvement over traditional probe-start fixtures.
  - 15,000+ hours for the TIGER 400 HID.
  - 12,000+ hours for the TIGERCub 175 HID.
- Higher initial lumen output.
- Superior color rendering and light stability.



During the construction phase, a skeletal framework is used which forms an interior subspace called a "bay," which in turn marks the space as either "high-bay" or "low-bay." We reference high-bay spaces as greater than 30-feet off the floor and low-bay spaces as less than 25-feet off the floor.

### TYPICAL HIGH-BAY APPLICATIONS FOR TIGER 400 HID:

- Construction Sites
- Industrial Facilities
- Arena Lighting
- High Rise Buildings
- Manufacturing Facilities
- Large Retail Centers
- Big Box Stores
- Discount Warehouses

### TYPICAL LOW-BAY APPLICATIONS FOR TIGERCUB 175 HID:

- Parking Garages
- Grocery Stores
- Retail Stores
- Mezzanine Areas
- Outdoor Areas
- Schools and University Gymnasiums

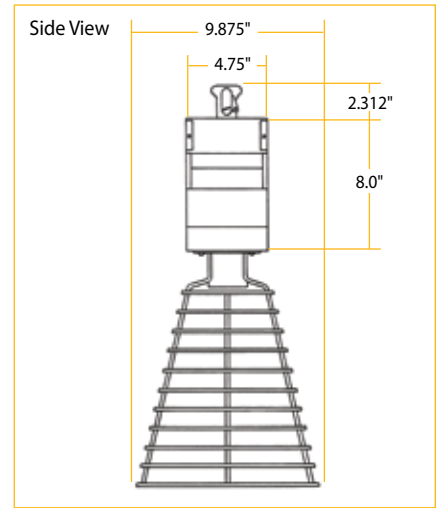
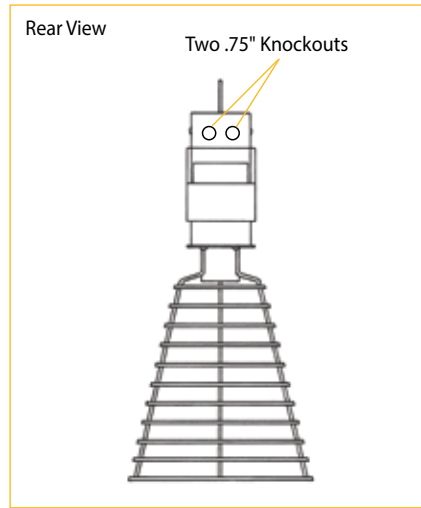
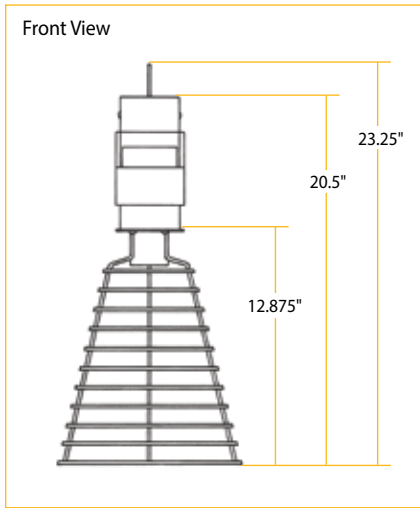
### METAL HALIDE LAMP SPECIFICATIONS

	Color Temperature	Lumen Output	Average Rated Life (In Hours)	Color Rendering Index	Voltage	(AMPs)
TIGER 400 HID	4000K	38,000	15,000	60	120	3.25
TIGERCub 175 HID	4000K	16,600	12,000	60	120	1.5

**\*Note:** These fixtures comply with the 2007 Energy Independence and Security Act (EISA) effective January 1, 2009. The intent of this federal legislation focuses on improving the efficiency of certain consumer and electrical products – including metal halide fixtures – as well as moving the United States toward reducing energy consumption and energy independence.

In compliance with EISA, EPCO's TIGER 400-watt and TIGERCub 175-watt fixtures clearly display a capital letter "E" printed within a circle (E) on the product carton and the ballast as specified by the Federal Trade Commission (FTC).

† The Illuminating Engineering Society of North America (IESNA), the authority in lighting, categorizes spaces as either high-bay (greater than 30-feet) or low-bay (less than 25-feet).



Catalog Number	UPC Number	Description	Order Unit	Unit Qty	Unit Pkg	Units/Case	TL Case Qty	Min Order Qty	MM Req	Ship Wt (Lbs)
<b>TIGER 400 HID Temporary Lighting</b>										
15702	15702	TIGER 400 HID Temporary Light Fixture: 400-watt Type-O Metal Halide Lamp, Safety Cage and Lamp Guard	EA	1	BX	1	1	1	No	22
15752	15752	Type-O 400-Watt Metal Halide Lamp: Pulse-Start	EA	1	BX	20	20	1	No	2
<b>TIGERCub 175 HID Temporary Lighting</b>										
15711	15711	TIGERCub 175 HID Temporary Light Fixture: 175-watt Type-O Metal Halide Lamp, Safety Cage and Lamp Guard	EA	1	BX	1	1	1	No	20
15757	15757	Type-O 175-Watt Metal Halide Lamp: Pulse-Start	EA	1	BX	20	20	1	No	2
<b>HID Temporary Lighting Accessories</b>										
15760*	15760	Universal Replacement HID Safety Cage and Lamp Guard: Clamp Mount	EA	1	BX	5	5	1	No	9

**\* Note:** Fits majority of manufacturer's HID Type-O and Type-S Temporary HID Lighting Fixtures.

**UNITS OF MEASURE KEY** Order Unit: The Unit to be ordered; Unit Qty: Number of pieces in each Unit; Unit Pkg: Unit Packages contained in the case - Packaging types - BG (Bag), BRL (Barrel), BX (Box), BN (Bulk), PKG (Package), EA (Each), RL (Roll), LB (Pound), C (Hundred), M (Thousand); Units/Case: Unit packages contained in the Case; TL Case Qty: The total number of items in each Master Case; Min Order Qty: The smallest Unit that can be ordered; MM Req: Must order multiples of the Unit in the stated quantities; Ship Wt (Lbs): Total weight of the units per Carton

**TIGRESS 105-WATT CFL TEMPORARY LIGHT FIXTURE**

Engineered Products Company’s TIGRESS Temporary Light Fixture is a low cost, energy efficient lighting solution that is highly functional for use in low to medium bay lighting applications and a recommended alternative to metal halide light fixtures.

A 105-Watt Compact Fluorescent Lamp is included and provides a productive work environment during building construction or major renovation, consumes less than one-half of the total energy costs compared to metal halide lamps, and is approximately 3 to 5 times more efficient than standard incandescent lamps and can last up to 10 times longer.

**BENEFITS**

- Meets the requirements of the 2014 National Electrical Code: Articles 410.62(C)(1) and (2), 410.104(A), 410.122, 410.130(F)(5) and 590.4(F).
- Compact size, lightweight and balanced construction.
- Certification Standard: ETL Listed.
- Low maintenance and operating cost.
- Reliable, durable, maintenance free performance!
- Long lamp life.
- CFL lamp will not decay significantly when compared to metal halide lamps.
- Suitable for compact spaces - minimum 10-foot height.
- Instant restart in the event of a power outage.

**FEATURES**

- Hanging Hook.
- Cord Type: 18/3 SJTW.
- High luminous efficacy and durability.
- E39 mogul-base for self-ballasted compact fluorescent lamp.
- For 120V operation ONLY.
- Cord Length: 5-FT (1524mm).
- Steel housing; durable white powder-coat finish.
- Heavy-duty 11 AWG welded Lamp Guard - Silver.



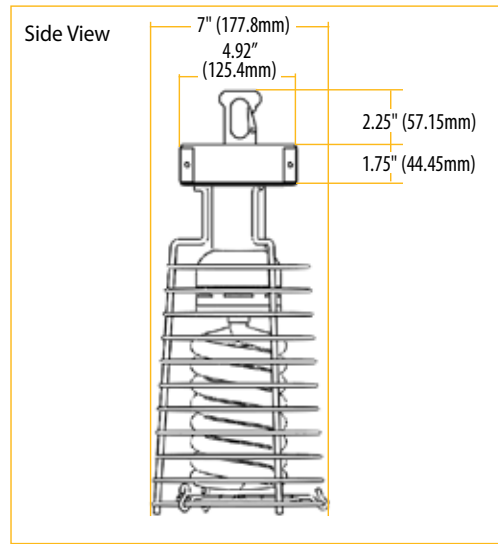
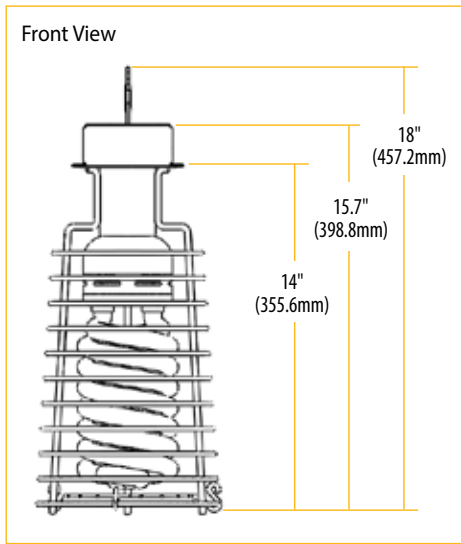
**TYPICAL APPLICATIONS:**

- Parking Garages
- Grocery Stores
- Retail Stores
- Mezzanine Areas
- Outdoor Areas
- Schools and University Gymnasiums
- New Building Construction or Renovation

**105-Watt Compact Fluorescent Lamp Specifications**

	Incandescent Equivalent*	Minimum Starting Temperature	Color Temperature	Lumen Output	Lumens per Watt	Average Rated Life (In Hours)	Color Rendering Index	Voltage	(AMPs)
TIGRESS 105-Watt CFL	300-Watt	10°F	5000K	6900	65	8,000	82	120	.875

\*Equivalent to 175-watt metal halide lamp (including lumen depreciation).



Catalog Number	UPC Number	Description	Order Unit	Unit Qty	Unit Pkg	Units/Case	TL Case Qty	Min Order Qty	MM Req	Ship Wt (Lbs)
15720	15720	TIGRESS Temporary Light Fixture: 105-Watt Compact Fluorescent Lamp, Safety Cage and Lamp Guard	EA	1	BX	0	0	1	No	7
15725	15725	105-Watt Compact Fluorescent Lamp	EA	1	BX	10	10	1	No	1

**UNITS OF MEASURE KEY** Order Unit: The Unit to be ordered; Unit Qty: Number of pieces in each Unit; Unit Pkg: Unit Packages contained in the case - Packaging types - BG (Bag), BRL (Barrel), BX (Box), BN (Bulk), PKG (Package), EA (Each), RL (Roll), LB (Pound), C (Hundred), M (Thousand); Units/Case: Unit packages contained in the Case; TL Case Qty: The total number of items in each Master Case; Min Order Qty: The smallest Unit that can be ordered; MM Req: Must order multiples of the Unit in the stated quantities; Ship Wt (Lbs): Total weight of the units per Carton

TEMPORARY CORDLIGHTS

- Deluxe CordLights are UL Listed. File Number: E190858. Meets all OSHA Standards.
- Meets the requirements of the 2014 National Electrical Code: Article 590.4(F).
- Suitable for indoor and outdoor use.
- Weather-resistant lamp sockets feature rigid-mounted eyelets for hooks or wire to expedite and simplify hanging.
- Unique open and secure closure clasp on the heavy-duty Safety Cage easily facilitates bulb changes.
- A patented detent “snap-off, snap-on” fitting on the lamp socket enables quick replacement if the Safety Cage becomes damaged.
- Rated only for use with Type A23 incandescent lamp - 150-watt rating (maximum), compact fluorescent or LED lamps.
- U.S. Patent Number: D.439,697.

TYPICAL APPLICATIONS:

- Construction Sites
- Parking Lots
- Walkways
- Festivals
- Circus Tents
- Christmas Tree Lots
- Farmer’s Markets

DELUXE CORDLIGHTS

Deluxe CordLights are intended for severe environments and are impervious to dust, dirt, chemical vapors, salt spray and other corrosive elements. Constructed of heavy-duty 14/2, 14/3 or 12/3 SJTW round cord with a 75°C (167°F) temperature rating, Deluxe CordLights are UL Listed and complies with UL Standard 1088 for Temporary Lighting Strings.



CONTRACTOR GRADE CORDLIGHTS

Contractor Grade CordLight is designed for medium-duty applications and is ideal for budget-minded Contractors who need quality temporary lighting at an affordable price. The Contractor Grade CordLight is constructed of heavy-duty 14/2 flat cord. Only available in a 100-foot length.



Catalog Number	UPC Number	Description	Order Unit	Unit Qty	Unit Pkg	Units/Case	TL Case Qty	Min Order Qty	MM Req	Ship Wt (Lbs)
<b>Deluxe CordLights</b>										
16010†	16010	Deluxe CordLights: 14/2 SJTW Round Cord, 100-FT Length, 10-FT Centers (without Plug) - Yellow	EA	1	BX	0	0	1	No	13
16301†	16301	Deluxe CordLights: 14/3 SJTW Round Cord, 100-FT Length, 10-FT Centers (with Molded Plug) - Yellow	EA	1	BX	0	0	1	No	14
16350†	16350	Deluxe CordLights: 12/3 SJTW Round Cord, 100-FT Length, 10-FT Centers (without Plug) - Yellow	EA	1	BX	0	0	1	No	19
16353†	16353	Deluxe CordLights: 12/3 SJTW Round Cord, 100-FT Length, 10-FT Centers (with Molded Plug) - Yellow	EA	1	BX	0	0	1	No	19
16100	16100	Safety Cage: for Deluxe CordLight - Yellow	EA	1	BX	10	10	10	Yes	1
<b>Contractor Grade CordLights</b>										
16030*	16030	Contractor Grade CordLight: 14/2 Flat Cord, 100-FT Length, Ten (10) Lamp Sockets on 10-FT Centers - Yellow	EA	1	BX	0	0	1	No	7
16110	16110	Safety Cage: for Contractor Grade CordLight - Yellow	EA	1	BX	10	10	10	Yes	1

†U.L. 1008 - Article 17.2 – lamp guard shall be constructed of polymeric material. The actual molded product is polypropylene. Flame class is V-0 meets U.L. 746C.  
 \*Note: The Contractor Grade CordLight is not UL Listed.

UNITS OF MEASURE KEY Order Unit: The Unit to be ordered; Unit Qty: Number of pieces in each Unit; Unit Pkg: Unit Packages contained in the case - Packaging types - BG (Bag), BRL (Barrel), BX (Box), BN (Bulk), PKG (Package), EA (Each), RL (Roll), LB (Pound), C (Hundred), M (Thousand); Units/Case: Unit packages contained in the Case; TL Case Qty: The total number of items in each Master Case; Min Order Qty: The smallest Unit that can be ordered; MM Req: Must order multiples of the Unit in the stated quantities; Ship Wt (Lbs): Total weight of the units per Carton



### SAFETY CAGES

- Suitable for indoor and outdoor use.
- Unique open and secure closure clasp on the heavy-duty Safety Cage easily facilitates lamp changes.



Catalog Number	UPC Number	Description	Order Unit	Unit Qty	Unit Pkg	Units/Case	TL Case Qty	Min Order Qty	MM Req	Ship Wt (Lbs)
16100	16100	Safety Cage: for Deluxe CordLight - Yellow	EA	1	BX	10	10	10	Yes	1
16110	16110	Safety Cage: for Contractor Grade CordLight - Yellow	EA	1	BX	10	10	10	Yes	1

### INSULATION PIERCING LAMP SOCKET

- Suitable for indoor and outdoor use.
- Use to repair Contractor Grade CordLights, signage, appliances or other lighting fixtures.
- Integrally designed terminals and contacts provide a superior electrical connection.
- Use with 12 or 14 AWG THHN insulated stranded wire.
- No cutting, wire stripping, wire nuts or soldering required.
- Rated only for use with Type A23 incandescent lamp - 150-watt rating (maximum), compact fluorescent or LED lamps.



Catalog Number	UPC Number	Description	Order Unit	Unit Qty	Unit Pkg	Units/Case	TL Case Qty	Min Order Qty	MM Req	Ship Wt (Lbs)
16022	16022	Insulation Piercing Lamp Socket	EA	5	BG	0	0	5	Yes	1
16110	16110	Safety Cage: for Contractor Grade CordLight - Yellow	EA	1	BX	10	10	10	Yes	1

### PIGTAIL LAMP SOCKET

- A patented detent "snap-off, snap-on" fitting on the lamp socket enables quick replacement if the Safety Cage becomes damaged. Can be used with EPCO Safety Cage (P/N: 16100).
- Suitable for indoor or outdoor use.
- 6-Inch leads, pre-stripped 5/8" (.625").
- Rated only for use with Type A23 incandescent lamp - 150-watt rating (maximum), compact fluorescent or LED lamps.



Catalog Number	UPC Number	Description	Order Unit	Unit Qty	Unit Pkg	Units/Case	TL Case Qty	Min Order Qty	MM Req	Ship Wt (Lbs)
16023	16023	Pigtail Lamp Socket: with 6-Inch Leads	EA	5	BG	0	0	5	Yes	1
16100	16100	Safety Cage: for Deluxe CordLight - Yellow	EA	1	BX	10	10	10	Yes	1

**UNITS OF MEASURE KEY** Order Unit: The Unit to be ordered; Unit Qty: Number of pieces in each Unit; Unit Pkg: Unit Packages contained in the case - Packaging types - BG (Bag), BRL (Barrel), BX (Box), BN (Bulk), PKG (Package), EA (Each), RL (Roll), LB (Pound), C (Hundred), M (Thousand); Units/Case: Unit packages contained in the Case; TL Case Qty: The total number of items in each Master Case; Min Order Qty: The smallest Unit that can be ordered; MM Req: Must order multiples of the Unit in the stated quantities; Ship Wt (Lbs): Total weight of the units per Carton



# LANDSCAPE LIGHTING

The specific design of an outdoor lighting system is influenced by a variety of factors, including the site characteristics, the scope of the landscape, its function, as well as the building owners requirements. But the creation of an outdoor lighting system should always include our Landscape SplicePost™ or LightPost™. A few of the value-added benefits include:

- Suitable for use in wet locations.
- Ready to install. No assembly required.
- 3" Outside diameter PVC LightPost fixture fitting.
- Replaces EMT, conduit connectors and weatherproof boxes.
- 100% UV, corrosion and shatter-resistant.
- Accommodates a 1/2" trade size conduit nipple to mount a variety of light fixtures.
- The Uni-Stabilizer™ is made of durable polycarbonate material featuring four (4) uniquely shaped concaved stabilizing blades. This design enables ground material to be easily packed around the Landscape LightPost or SplicePost as well as provide solid in-ground support. The uni-stabilizer also helps resist against ground movement typically caused by ground freezing and thawing.
- The 20° slanted top virtually eliminates water pooling or leakage into the interior of the Landscape LightPost and SplicePost.
- 65° angled to bottom enables easy entry of UF Cable or conduit.
- Compact and attractive regardless of final height placement.

Compared to other designs, these landscape light fixture fittings are a cost-effective and simple solution for permanent landscape, accent lighting or sign facade.

## LANDSCAPE SLICEPOST

Our Landscape SplicePost for outdoor lighting fixtures is different from any other "hollow pipe" style landscape lightpost on the market. It features an internal wiring compartment/junction box, rated for 19 cubic inches that easily accommodates two (2) 20 AMP circuits. The Landscape SplicePost allows the installer to make a proper ground connection to safeguard people and property from electrical shock hazards.

- The Landscape SplicePost is UL Listed as a "Luminaire Fixture Fitting," suitable for use in wet locations.
- Meets the requirements of the 2014 National Electrical Code: Articles 314.15, 314.16(A)(2) and 314.17(B).
- The Landscape SplicePost features a Separator Disk™ and SpliceCap™ that creates an integral "junction box" suitable for splicing.
- The PVC SpliceCap is non-metallic and suitable for the majority of outdoor lighting fixtures on the market.



**Note:** Cut-away shows wiring connections inside the SplicePost Cap.




NEC Article 314.15 ... boxes, conduit bodies and fittings installed in wet locations shall be listed for use in wet locations.

NEC Article 314.16(A)(2) – Boxes 1650 cm<sup>3</sup> (100 in<sup>3</sup>) or less, other than those described in Table 314.16(A), and non-metallic boxes shall be durably and legibly marked by the manufacturer with their volume.

The Landscape SplicePost is shatter resistant to denting or cracking typically caused by landscape maintenance equipment. It is also corrosion and UV resistant and impervious to changing environmental conditions.

When wiring multiple lighting fixtures in series, the Landscape SplicePost's angled bottom allows UF Cable or Conduit to easily enter at different depths to eliminate cable congestion.



SpliceCap accommodates a 1/2" trade size conduit nipple.

NEC Article 314.17 – Conductors entering boxes, conduit bodies or fittings shall be protected from abrasion and shall comply with 314.17(B).

... Where raceway or cable is installed with metal boxes or conduit bodies, the raceway or cable shall be secured to such boxes and conduit bodies.

NEC Article 314.4 – All metal boxes shall be grounded and bonded in accordance with Parts I, IV, V, VI, VII, and X of Article 250 as applicable, except as permitted in 250.112(I).

Replaces EMT, conduit connectors and weatherproof boxes.


Uni-Stabilizer™ features unique concave stabilizing blades that allow ground material to be easily packed around the Landscape SplicePost for fast, easy and secure installation.

The Uni-Stabilizer helps minimize the Landscape SplicePost's movement typically caused by ground freezing and thawing.

## LANDSCAPE SPLICEPOST - SPLICECAP CUT-AWAY EXAMPLE

The SpliceCap's 19 cubic inch box volume can house two (2) 20 AMP circuit conductors.

Eight (8) internal "Stops" seat and firmly hold the Separator Disk in place when the SpliceCap is positioned on the PVC Pipe.



SpliceCap compartment fully encloses and protects the circuit conductors from moisture, dirt and abrasion.

Raised "Grips" simplify installation and removal of the SpliceCap.

UF Connector secures the incoming supply line cable to the Separator Disk.

Incoming supply line cable.

Separator Disk with attached Ground Wire. Use with non-grounded metallic light fixtures to make a safe ground connection.

Catalog Number	UPC Number	Description	Order Unit	Unit Qty	Unit Pkg	Units/Case	TL Case Qty	Min Order Qty	MM Req	Ship Wt (Lbs)
<b>Landscape SplicePost</b>										
LSPB	17200	Landscape SplicePost: PVC - Black	EA	1	BX	9	9	9	Yes	21
17230	17230	Landscape SplicePost Cap: PVC, Separator Disk - Black	EA	1	BX	0	0	1	Yes	1

**Note:** Landscape SplicePosts are ONLY sold in case quantities of 9 per Carton.

**UNITS OF MEASURE KEY** Order Unit: The Unit to be ordered; Unit Qty: Number of pieces in each Unit; Unit Pkg: Unit Packages contained in the case - Packaging types - BG (Bag), BRL (Barrel), BX (Box), BN (Bulk), PKG (Package), EA (Each), RL (Roll), LB (Pound), C (Hundred), M (Thousand); Units/Case: Unit packages contained in the Case; TL Case Qty: The total number of items in each Master Case; Min Order Qty: The smallest Unit that can be ordered; MM Req: Must order multiples of the Unit in the stated quantities; Ship Wt (Lbs): Total weight of the units per Carton

**LANDSCAPE LIGHTPOST**

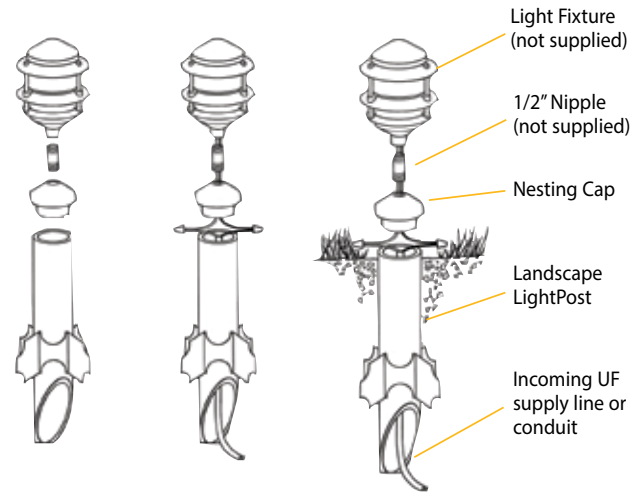
The Landscape LightPost is UL Listed as a "Luminaire Fixture Fitting," suitable for use in wet locations and complies with the 2014 National Electrical Code: Article 314.15. It is designed for line voltage landscape light fixtures but can also be used for low voltage fixtures.

**\*Note:** The Landscape LightPost should always be used with a UL Listed Fixture and a grounding means (i.e., ground bonded third wire) suitable for use in wet locations.



**ASSEMBLY INSTRUCTIONS**

1. Feed the light fixture's black, white and ground wires through the 1/2" nipple (not supplied) and Nesting Cap. Thread and tighten the 1/2" nipple into the top of the Nesting Cap.
2. Using wire nuts or another appropriate connector, connect the supply wires to the light fixture's wires. Then push the light fixture and Nesting Cap onto the top of the Landscape LightPost.
3. Place the wired Landscape LightPost into the excavated trench and position to the desired height.



Catalog Number	UPC Number	Description	Order Unit	Unit Qty	Unit Pkg	Units/Case	TL Case Qty	Min Order Qty	MM Req	Ship Wt (Lbs)
<b>Landscape LightPost</b>										
LLPN25B	12701	Landscape LightPost: 17.5" - Black	EA	1	BX	9	9	9	Yes	21
E04-002-004	14025	Landscape LightPost Cap: Black	EA	1	BX	0	0	1	No	1

**Note:** Landscape LightPosts are ONLY sold in case quantities of nine (9) per Carton.

**UNITS OF MEASURE KEY** Order Unit: The Unit to be ordered; Unit Qty: Number of pieces in each Unit; Unit Pkg: Unit Packages contained in the case - Packaging types - BG (Bag), BRL (Barrel), BX (Box), BN (Bulk), PKG (Package), EA (Each), RL (Roll), LB (Pound), C (Hundred), M (Thousand); Units/Case: Unit packages contained in the Case; TL Case Qty: The total number of items in each Master Case; Min Order Qty: The smallest Unit that can be ordered; MM Req: Must order multiples of the Unit in the stated quantities; Ship Wt (Lbs): Total weight of the units per Carton

# GROUND BONDING

GROUND BONDING

- GROUND BONDING PIGTAILS™
- POWERTAILS® DEVICE WIRING CONDUCTORS
- GROUND SCREWS
- GROUND CLIP



# GROUND BONDING PIGTAILS™

We introduced the Stranded Grounding PigTail over 37 years ago. Today, we have sold millions of Ground Bonding PigTails. Our manufacturing expertise, quality, reliability, and expedited delivery time have always met customer expectations.

Our Ground Bonding products provide a permanent and positive connection for the grounding system to ensure an effective, low-impedance ground-fault current path to safeguard people and property from electrical hazards.

## WHY CONTRACTORS USE EPCO GROUND BONDING PIGTAILS™ AND POWERTAILS®

No other company manufactures more combinations of PigTails and PowerTails Device Wiring Conductors than we do. Our solid and stranded wire single and dual-gang Ground Bonding PigTails are available in 6.5", 8", 10", and 12" lengths and include a grounding screw, a machine-formed and insulated crimped Ring or Flanged Spade Fork Terminal.

- The Ring Terminal used is a true grounding ring that actually "bites" into the screw head and receptacle box to ensure an excellent "ground" connection.
- The factory made insulation crimp on the Ring Terminal and Flanged Fork Spade Terminal puts less stress on the conductor's strands to ensure an excellent ground and power connection because the strands will not break or separate when these conductors are pushed into the junction box.
- The Flanged Fork Spade Terminal has "angled" flanges on the end of the "fork" that will stay in place to help the installer connect the PigTail or PowerTail to the appropriate screw on the receptacle, switch or device.

## ADVANTAGES FOR THE CONTRACTOR

- Installation speed and reliability!
- Cost-effective and efficient.
- Quickly connect receptacles, switches or other devices.
- The perfect products for pre-fabrication work in the shop or on the job site.
- A variety of configurations and lengths that meet a broad range of applications.
- Ground Bonding PigTails and PowerTail products are available in re-usable tubes.
- 12 AWG is the standard wire size. 14 AWG Ground Bonding PigTails are available.
- Solid Wire Ground Bonding PigTails: THHN Building Wire.
- Stranded Wire Ground Bonding PigTails: THHN Building Wire (19 or 65 strand).
- Ground Bonding PigTails in bulk quantities of 1,000 are available. Contact our Inside Sales Department (800.336.1976 or [sales@engproducts.com](mailto:sales@engproducts.com)) for more information.

## GROUND SCREW CHOICES


- Self-tapping GSC Ground Screw is used by contractors when the metallic junction box's ground screw hole is not tapped or is not "cleanly" tapped.
- Tapered Point GSH Ground Screw is a labor savings screw used by contractors. This ground screw is easy to start in the pre-tapped hole.

### GROUND BONDING PIGTAILS – INSULATED SOLID WIRE (12 AWG AND 14 AWG)

- UL Listed.
- Our Solid Wire Ground Bonding PigTails are recommended for use in metal box applications.
- Features a captive GSH or GSC Green Ground Screw on one end, the other end is pre-stripped 1".

**Note:** See Page 61 for detailed descriptions on the differences between the GSC and GSH Ground Screws.

- Available in 6.5", 8", 10" and 12" lengths.
- Typical applications:
  - Ground bonding in a power distribution box, junction box or multi-gang receptacle box.
  - When a standard Stranded Wire PigTail is not required.
- Meets the requirements of the 2014 National Electrical Code: Articles 110.14(A) and (B) and 250.8(A).



Catalog Number	UPC Number	Description	Order Unit	Unit Qty	Unit Pkg	Units/Case	TL Case Qty	Min Order Qty	MM Req	Ship Wt (Lbs)
<b>With GSC Ground Screw</b>										
20016	20016	6.5" PigTail: Captive GSC Ground Screw – Stripped 1"	PKG	50	PKG	10	500	50	Yes	9
20086	20086	8" PigTail: Captive GSC Ground Screw – Stripped 1"	PKG	50	PKG	10	500	50	Yes	11
20088	20088	10" PigTail: Captive GSC Ground Screw – Stripped 1"	PKG	50	PKG	10	500	50	Yes	13
<b>With GSH Ground Screw</b>										
20009*	20009	6.5" PigTail: Captive GSH Ground Screw – Stripped 1"	PKG	50	PKG	10	500	50	Yes	9
20010	20010	6.5" PigTail (14 AWG): Captive GSH Ground Screw – Stripped 1"	PKG	50	PKG	10	500	50	Yes	7
20011*	20011	8" PigTail: Captive GSH Ground Screw – Stripped 1"	PKG	50	PKG	10	500	50	Yes	11
20087	20087	10" PigTail: Captive GSH Ground Screw – Stripped 1"	PKG	50	PKG	10	500	50	Yes	13

\*Contractor preferred

### REFERENCE GUIDE – INSULATED SOLID WIRE PIGTAILS (12 AWG AND 14 AWG)

#### PART NUMBERS

20016: 6.5-Inch  
20086: 8-Inch  
20088: 10-Inch

PigTail: With captive GSC Ground Screw - Stripped 1".



20009: 6.5-Inch\*  
20011: 8-Inch\*  
20087: 10-Inch  
20010: 6.5-Inch (14 AWG)

PigTail: With captive GSH Ground Screw - Stripped 1".



EPCO Ground Bonding PigTails are Made in the USA. Complies with the American Recovery and Reinvestment Act – Buy American Provision.

**UNITS OF MEASURE KEY** Order Unit: The Unit to be ordered; Unit Qty: Number of pieces in each Unit; Unit Pkg: Unit Packages contained in the case - Packaging types - BG (Bag), BRL (Barrel), BX (Box), BN (Bulk), PKG (Package), EA (Each), RL (Roll), LB (Pound), C (Hundred), M (Thousand); Units/Case: Unit packages contained in the Case; TL Case Qty: The total number of items in each Master Case; Min Order Qty: The smallest Unit that can be ordered; MM Req: Must order multiples of the Unit in the stated quantities; Ship Wt (Lbs): Total weight of the units per Carton

## GROUND BONDING PIGTAILS – INSULATED STRANDED WIRE (12 AWG AND 14 AWG)

- UL Listed.
- Labor and Time Savings!
- Our Stranded Wire Ground Bonding PigTails can save the contractor up to 50 cents per installation.
- Meets the requirements of the 2014 National Electrical Code: Articles 110.14(A) and (B) and 250.8(A).
- Factory-crimped Flanged Spade Terminal or Ring Terminal meets the requirements of the 2014 National Electrical Code: Article 110.4 and provides precise electrical terminations.
- Typical applications: Ground bonding in a power distribution box, junction box or multi-gang receptacle box.



**Note:** See Page 61 for detailed descriptions on the differences between the GSC and GSH Ground Screws.

Catalog Number	UPC Number	Description	Order Unit	Unit Qty	Unit Pkg	Units/Case	TL Case Qty	Min Order Qty	MM Req	Ship Wt (Lbs)
<b>Without Ground Screws</b>										
20008*	20008	8" PigTail: One (1) Flanged Spade Terminal – Stripped 5/8"	PKG	50	PKG	10	500	50	Yes	13
<b>With GSC Ground Screw</b>										
20020	20020	10" PigTail: Ring Terminal, captive GSC Ground Screw, One (1) Flanged Spade Terminal	PKG	50	PKG	10	500	50	Yes	15
20026	20026	12" PigTail: Ring Terminal, captive GSC Ground Screw, One (1) Flanged Spade Terminal	PKG	50	PKG	10	500	50	Yes	17
20035	20035	10" PigTail: Ring Terminal, captive GSC Ground Screw - Stripped 5/8"	PKG	50	PKG	10	500	50	Yes	14
20036	20036	8" PigTail: Ring Terminal, captive GSC Ground Screw - Stripped 5/8"	PKG	50	PKG	10	500	50	Yes	12
20041	20041	8" PigTail: Ring Terminal, captive GSC Ground Screw, One (1) Flanged Spade Terminal	PKG	50	PKG	10	500	50	Yes	13
<b>With GSH Ground Screw</b>										
20003	20003	8" PigTail (14 AWG): One (1) Flanged Spade Terminal, captive GSH Ground Screw	PKG	50	PKG	10	500	50	Yes	16
20004*	20004	8" PigTail: One (1) Flanged Spade Terminal, captive GSH Ground Screw	PKG	50	PKG	10	500	50	Yes	13
20019	20019	10" PigTail: One (1) Flanged Spade Terminal, captive GSH Ground Screw	PKG	50	PKG	10	500	50	Yes	15
20025	20025	12" PigTail: One (1) Flanged Spade Terminal, captive GSH Ground Screw	PKG	50	PKG	10	500	50	Yes	17
20029*	20029	8" PigTail: Ring Terminal, captive GSH Ground Screw - Stripped 5/8"	PKG	50	PKG	10	500	50	Yes	12

\*Contractor preferred



EPCO Ground Bonding PigTails are Made in the USA. Complies with the American Recovery and Reinvestment Act – Buy American Provision.

**UNITS OF MEASURE KEY** Order Unit: The Unit to be ordered; Unit Qty: Number of pieces in each Unit; Unit Pkg: Unit Packages contained in the case - Packaging types - BG (Bag), BRL (Barrel), BX (Box), BN (Bulk), PKG (Package), EA (Each), RL (Roll), LB (Pound), C (Hundred), M (Thousand); Units/Case: Unit packages contained in the Case; TL Case Qty: The total number of items in each Master Case; Min Order Qty: The smallest Unit that can be ordered; MM Req: Must order multiples of the Unit in the stated quantities; Ship Wt (Lbs): Total weight of the units per Carton

## REFERENCE GUIDE – INSULATED STRANDED WIRE PIGTAILS (12 AWG AND 14 AWG)

### PART NUMBERS

20008: 8-Inch\*

PigTail: One (1) Flanged Spade Terminal - Stripped 5/8".



20041: 8-Inch  
20020: 10-Inch  
20026: 12-Inch

PigTail: One (1) Flanged Spade Terminal and a captive GSC Ground Screw.



20003: 8-Inch (14 AWG)  
20004: 8-Inch\*  
20019: 10-Inch  
20025: 12-Inch

PigTail: One (1) Flanged Spade Terminal and a captive GSH Ground Screw.



20029: 8-Inch\*

PigTail: Ring Terminal and a captive GSH Ground Screw - Stripped 5/8".



20036: 8-Inch  
20035: 10-Inch

PigTail: Ring Terminal and a captive GSC Ground Screw - Stripped 5/8".



\*Contractor preferred

## SINGLE AND DUAL-GANG GROUND BONDING PIGTAILS (12 AWG)

- Labor and Time Savings!
- UL Listed.
- Matched Flanged Spade and Ring Terminals ensure a safe, reliable ground connection.
- Meets the requirements of the 2014 National Electrical Code: Articles 110.14(A) and (B) and 250.8(A).

*Reprinted from the 2014 National Electrical Code: Article 250.148 – Continuity and Attachment of Equipment Grounding Conductors to Boxes: Where circuit conductors are spliced within a box, or terminated on equipment within, or supported by a box, any equipment grounding conductor(s) associated with those circuit conductors shall be connected within the box or to the box with devices suitable for the use in accordance with 250.148(A) through (E).*



Catalog Number	UPC Number	Description	Order Unit	Unit Qty	Unit Pkg	Units/Case	TL Case Qty	Min Order Qty	MM Req	Ship Wt (Lbs)
20067	20067	Single-Gang PigTail: One (1) 8" Solid Wire Incoming Lead - Stripped 1", One (1) 8" Stranded Wire Conductor with One (1) Flanged Spade Terminal, captive GSH Ground Screw	PKG	20	PKG	10	200	20	Yes	9
20068	20068	Single-Gang PigTail: One (1) 8" Stranded Wire Incoming Lead - Stripped 5/8", One (1) 8" Stranded Wire Conductor with One (1) Flanged Spade Terminal, captive GSH Ground Screw	PKG	20	PKG	10	200	20	Yes	9
20070*	20070	Dual-Gang PigTail: Two (2) 8" Stranded Wire Conductors, each with One (1) Flanged Spade Terminal, captive GSH Ground Screw	PKG	20	PKG	10	200	20	Yes	10
20074*	20074	Dual-Gang PigTail: One (1) 8" Solid Wire Incoming Lead - Stripped 1", Two (2) 8" Stranded Wire Conductors, each with One (1) Flanged Spade Terminal, captive GSH Ground Screw	PKG	20	PKG	10	200	20	Yes	11
20075	20075	Dual-Gang PigTail: One (1) 8" Stranded Wire Incoming Lead - Stripped 5/8", Two (2) 8" Stranded Wire Conductors, each with One (1) Flanged Spade Terminal, captive GSH Ground Screw	PKG	20	PKG	10	200	20	Yes	13






\*Contractor preferred

EPCO Ground Bonding PigTails are Made in the USA. Complies with the American Recovery and Reinvestment Act – Buy American Provision.

**UNITS OF MEASURE KEY** Order Unit: The Unit to be ordered; Unit Qty: Number of pieces in each Unit; Unit Pkg: Unit Packages contained in the case - Packaging types - BG (Bag), BRL (Barrel), BX (Box), BN (Bulk), PKG (Package), EA (Each), RL (Roll), LB (Pound), C (Hundred), M (Thousand); Units/Case: Unit packages contained in the Case; TL Case Qty: The total number of items in each Master Case; Min Order Qty: The smallest Unit that can be ordered; MM Req: Must order multiples of the Unit in the stated quantities; Ship Wt (Lbs): Total weight of the units per Carton

REFERENCE GUIDE – SINGLE AND DUAL-GANG GROUND BONDING PIGTAILS (12 AWG)

PART NUMBERS

20067: 8-Inch	Single-Gang PigTail: One (1) 8" Solid Wire Incoming Lead - Stripped 1", One (1) 8" Stranded Wire Conductor with One (1) Flanged Spade Terminal and a captive GSH Ground Screw.		(UL 1015) (THHN)
20068: 8-Inch	Single-Gang PigTail: One (1) 8" Stranded Wire Incoming Lead - Stripped 5/8", One (1) 8" Stranded Wire Conductor with One (1) Flanged Spade Terminal and a captive GSH Ground Screw.		(THHN) (UL 1015)
20070: 8-Inch*	Dual-Gang PigTail: Two (2) 8" Stranded Wire Conductors, each with One (1) Flanged Spade Terminal and a captive GSH Ground Screw.		(UL 1015)
20074: 8-Inch*	Dual-Gang PigTail: One (1) 8" Solid Wire Incoming Lead - Stripped 1", Two (2) 8" Stranded Wire Conductors with Two (2) Flanged Spade Terminals and a captive GSH Ground Screw.		(THHN) (UL 1015)
20075: 8-Inch	Dual-Gang PigTail: One (1) 8" Stranded Wire Incoming Lead - Stripped 5/8", Two (2) 8" Stranded Wire Conductors with Two (2) Flanged Spade Terminals and a captive GSH Ground Screw.		(UL 1015) (THHN)

GROUND BONDING


POWERTAILS® DEVICE WIRING CONDUCTORS (12 AWG) Ⓛ


- UL Listed.
- Labor Savings Tool! Used by contractors that wire Commercial and Industrial buildings when using single and/or multi-gang metal boxes.
- Provides installation speed and a reliable connection when bringing power to multiple devices. Perfect for pre-wiring devices in the contractor's shop or on the job site.
- 8" Length Black and White leads feature a factory crimped Flanged Spade Terminal that slips under the terminal screw on the device.
- Manufactured using flexible 12 AWG stranded wire to easily push into the junction box.
- Meets the requirements of the 2014 National Electrical Code: Articles 110.14(A) and (B).

Catalog Number	UPC Number	Description	Order Unit	Unit Qty	Unit Pkg	Units/Case	TL Case Qty	Min Order Qty	MM Req	Ship Wt (Lbs)
20062	20062	8" PowerTail: White, Stranded Wire Conductor with One (1) Flanged Spade Terminal – Stripped 5/8"	PKG	50	PKG	10	500	50	Yes	8
20065	20065	8" PowerTail: Black, Stranded Wire Conductor with One (1) Flanged Spade Terminal – Stripped 5/8"	PKG	50	PKG	10	500	50	Yes	9

REFERENCE GUIDE – POWERTAILS DEVICE WIRING CONDUCTORS (12 AWG)

PART NUMBERS

20062: White	PowerTail: Stranded Wire Conductor with One (1) Flanged Spade Terminal – Stripped 5/8".		(THHN)
20065: Black			

 EPKO PowerTails are Made in the USA. Complies with the American Recovery and Reinvestment Act – Buy American Provision.

**UNITS OF MEASURE KEY** Order Unit: The Unit to be ordered; Unit Qty: Number of pieces in each Unit; Unit Pkg: Unit Packages contained in the case - Packaging types - BG (Bag), BRL (Barrel), BX (Box), BN (Bulk), PKG (Package), EA (Each), RL (Roll), LB (Pound), C (Hundred), M (Thousand); Units/Case: Unit packages contained in the Case; TL Case Qty: The total number of items in each Master Case; Min Order Qty: The smallest Unit that can be ordered; MM Req: Must order multiples of the Unit in the stated quantities; Ship Wt (Lbs): Total weight of the units per Carton



## SINGLE AND DUAL-GANG GROUND BONDING PIGTAILS – APPLICATION EXAMPLES

### SINGLE-GANG SOLID WIRE: P/N 20067

The ground screw is screwed into and bonds the metal junction box. The single stranded wire grounding conductor with the flanged spade terminal from this same PigTail grounds the receptacle. The solid wire grounding conductor on the PigTail will ground the receptacle. The solid wire grounding conductor on the PigTail connects to the MC Cable and bonds back to the service panel.



### SINGLE-GANG STRANDED WIRE: P/N 20068

The ground screw is screwed into and "grounds" the metal junction box. The single stranded wire grounding conductor with the flanged spade terminal from this PigTail grounds the receptacle. The stranded wire grounding conductor on the PigTail connects (by wire nut) the incoming ground conductor in the MC Cable and bonds back to the service panel.



### DUAL-GANG STRANDED WIRE: P/N 20070

The ground screw is screwed into the 10/32 tapped grounding hole opening in the metal junction box, bonding the junction box to the conduit system and grounded back to the service panel. The two (2) stranded wire ground PigTails with the flanged spade terminals would then connect to the grounding screw of the receptacles or switches to be wired.



### DUAL-GANG SOLID WIRE: P/N 20074

The ground screw is screwed into and bonds the metal junction box. The two (2) stranded wire grounding conductors with the flanged spade terminals from this PigTail grounds each receptacle. The solid wire conductor on the PigTail connects by wire nut to the incoming ground conductor in the conduit and bonds back to the service panel.



### DUAL-GANG STRANDED WIRE: P/N 20075

The ground screw is screwed into and "grounds" the metal junction box and is bonded back to the service-grounded panel. Two (2) stranded wire grounding conductors with flanged spade terminals from this PigTail ground each receptacle. The stranded wire grounding conductor on the PigTail connects by wire nut to the ground conductor from the incoming cable.



**GROUND SCREWS**

Our Ground Screws are manufactured in compliance with the Restriction of Hazardous Substances (RoHS) European Directive. These Green Ground Screws (#10-32 x .375") meet the requirements of the 2014 National Electrical Code: Article 250.8.

**GSC – Cutting Point Screw** – Combination hex head, slotted, phillips and square drive screw for use in metal boxes when holes have not been pre-tapped.

**GSH – Hex Head Screw** – Combination slotted, phillips and square drive tapered point screw used to simplify wiring installations when pre-tapped holes exist in metal boxes.

*Note: Beginning July 1, 2006, Directive 2002/95/EC, of the European Union (EU), restricts the use of certain hazardous substances in electrical and electronic equipment. Those substances are Lead, Mercury, Cadmium, Hexavalent Chromium, PBBs.*



Catalog Number	UPC Number	Description	Order Unit	Unit Qty	Unit Pkg	Units/Case	TL Case Qty	Min Order Qty	MM Req	Ship Wt (Lbs)
GSC	10053	GSC: Slotted, #2 Phillips, Hex Head with Cutting Point - Green	PKG	100	PKG	10	1000	100	Yes	1
GSCT	30053	GSC: Slotted, #2 Phillips, Hex Head with Cutting Point - Green	PKG	250	PKG	10	2500	250	Yes	2
20053	20053	GSC: Bulk	C	1000	BN	0	0	1000	Yes	10
GSH	10051	GSH: Slotted, #2 Phillips, Hex Head, #2 Robertson with Tapered Die Point - Green	PKG	100	PKG	10	1000	100	Yes	1
GSHT	30051	GSH: Slotted, #2 Phillips, Hex Head, #2 Robertson with Tapered Die Point - Green	PKG	250	PKG	10	2500	250	Yes	2
20051	20051	GSH: Bulk	C	1000	BN	0	0	1000	Yes	10

**Note:** Ground Screws listed above are used in our Ground Bonding PigTails.

**GROUND CLIPS**

- Excellent time and labor saving alternative to using Ground Screws.
- Meets the requirements of the 2014 National Electrical Code: Article 250.8.

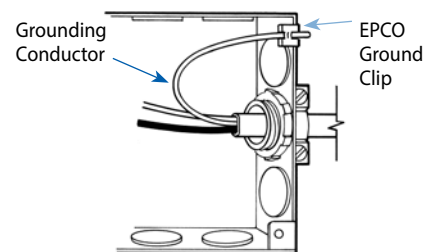
Our Ground Clips are specifically designed for termination of the grounding conductor and should be used when a 10-32 hole is not pre-drilled or tapped into a metallic junction box.

Since ground clips are forced onto the outside edge of the junction box, we recommend using a "new" ground clip instead of re-using the old ground clip. Ground clips should never be forced onto the round portion of a plaster ring or a poor electrical connection will result.

**INSTALLATION PROCEDURE**

The correct way to install a ground clip is to feed the grounding conductor into the ground clip with the shorter part of the ground clip placed inside the junction box.

Then use the flat blade of a screwdriver to force the ground clip onto the junction box to ensure a good electrical connection. See illustration.



Catalog Number	UPC Number	Description	Order Unit	Unit Qty	Unit Pkg	Units/Case	TL Case Qty	Min Order Qty	MM Req	Ship Wt (Lbs)
GC	10052	Ground Clip: for 14 AWG -12 AWG Solid Wire	BG	100	BG	10	1000	100	Yes	1
20052	20052	GC: Bulk	C	1000	BN	0	0	1000	Yes	10

**UNITS OF MEASURE KEY** Order Unit: The Unit to be ordered; Unit Qty: Number of pieces in each Unit; Unit Pkg: Unit Packages contained in the case - Packaging types - BG (Bag), BRL (Barrel), BX (Box), BN (Bulk), PKG (Package), EA (Each), RL (Roll), LB (Pound), C (Hundred), M (Thousand); Units/Case: Unit packages contained in the Case; TL Case Qty: The total number of items in each Master Case; Min Order Qty: The smallest Unit that can be ordered; MM Req: Must order multiples of the Unit in the stated quantities; Ship Wt (Lbs): Total weight of the units per Carton

# SPLICE KITS/ HEAT SHRINK TUBING

SPLICE KITS/  
HEAT SHRINK TUBING

- SPLICE KITS
- HEAT SHRINK TUBING



# SPLICE KITS

Our Splice Kits provide a permanent water resistant seal that eliminates expensive crimping tools when splicing aluminum or copper conductors. These splice kits are specifically intended for direct burial applications and designed to eliminate any cable deterioration and other problems that can lead to open circuits and cable failure.

Our Splice Kits are labor savings solutions that meet or exceed the electrical contractors requirements and can easily encapsulate 18 AWG to 1/0 AWG multi-conductor wire splices as well as single service conductors up to 250 MCM. Heating the heat shrink tubing over the mechanical connector melts the adhesive to the cable, sealing the splice from moisture and provide insulation and protection. Only a standard screwdriver is required to terminate the wire into the mechanical connector.

Our kits are available in five (5) kit types and include the tubing, sealant and mechanical connectors to ensure a safe and reliable splice.

## SPLICE KIT COMMONALITIES

- UL Listed.
- Meets the requirements of the 2014 National Electrical Code: Article 110.14(B).
- Eliminates epoxies, tapes or separate mastics.
- Creates a waterproof splice.
- 600 Volt maximum, 105°C rating.

*Note: Our Heat Shrink Torch is always recommended for use with all EPCO Splice Kits. A torch used for sweating copper tubing will not work and could burn a hole in the shrink tubing!*

## SPLICE KITS AWG CHART

Copper Butt Splice Kits	AWG	
<b>BSK1</b> <b>BSK2</b>	14	
	13	
	12	
	11	
	10	
	9	
<b>BSK3</b> <b>BSK4</b>	8	8
		7
		6
		5
		4
		3
	2	

Dual Rated Butt Splice Kits	Logical AWG Number	AWG (and "Aught" *0 Equivalent)	MCM or kcmil
<b>DRBSK</b>	8	8	17
	7	7	21
	6	6	26
	5	5	33
	4	4	42
<b>DRBSK1</b>	2	2	66
	1	1	84
	0	1/0	106
<b>DRBSK3</b>	-1	2/0	133
	-2	3/0	168
	-3	4/0	212
	-3.7	4.7/0	250

SPLICE KITS/  
HEAT SHRINK TUBING



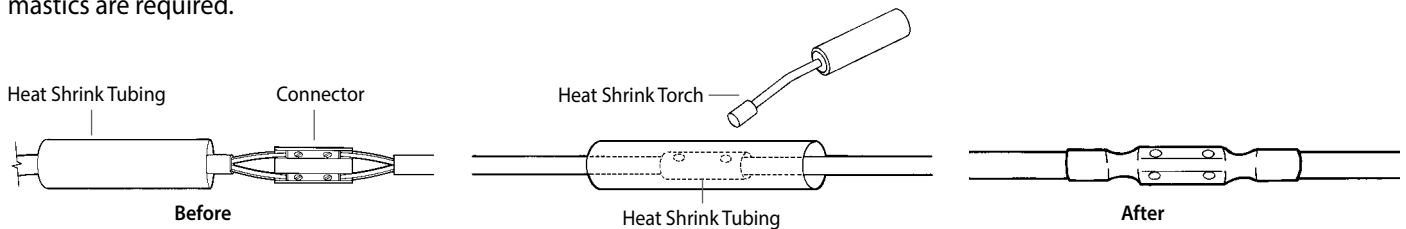
## UF CABLE SPLICE KIT – FOR DIRECT BURIAL

- UL Listed for direct burial. File Number: E123896.
- Labor Savings! Obsoletes messy, two part Splice Kits.
- Accommodates UF Cables sizes: 14/3 without ground minimum, 8/3 without ground maximum.
- 600 Volts maximum, 105°C (221°F) temperature rating.
- Meets the requirements of the 2014 National Electrical Code: Articles 110.14(B), 300.5(E) and 300.50(D).



The UF Cable Splice Kit includes one (1) 4-position mechanical connector and one (1) piece of heat shrink tubing to splice and insulate 14 AWG to 8 AWG UF Cable.

By using Thick Wall Heat Shrink Tubing with sealant and the mechanical connector, the repair of UF Cable is a quick, easy and reliable process. No epoxies, tape or separate mastics are required.



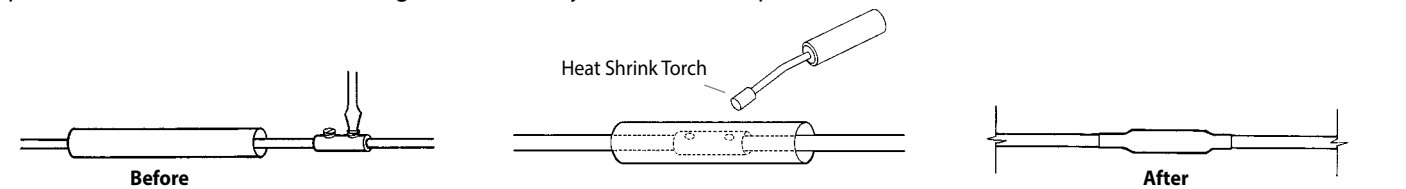
Catalog Number	UPC Number	Description	Order Unit	Unit Qty	Unit Pkg	Units/Case	TL Case Qty	Min Order Qty	MM Req	Ship Wt (Lbs)
UFC2B	10711	UF Cable Splice Kit – for Direct Burial: Accommodates Cable Sizes – 14/3 without Ground (minimum), 8/3 without Ground (maximum)	EA	1	BG	24	24	1	No	6

## COPPER BUTT SPLICE KITS

- UL Listed. File Number: E103228.
- Labor Savings! Designed to simplify splicing discreet copper conductors.
- Sizes: 14 AWG to 2 AWG.
- BSK series is rated for 600 Volts maximum, 105°C (221°F) temperature rating.
- Meets the requirements of the 2014 National Electrical Code: Articles 110.14(B), 300.5(E) and 300.50(D).



BSK Splice Kits include a mechanical copper butt splice connector and an 8-inch piece of thick wall heat shrink tubing to create a fully insulated butt splice.



Catalog Number	UPC Number	Description	Order Unit	Unit Qty	Unit Pkg	Units/Case	TL Case Qty	Min Order Qty	MM Req	Ship Wt (Lbs)
BSK1	10705	Butt Splice Kit: 14 AWG to 8 AWG Assembled	EA	1	BG	24	24	1	No	2
BSK2	10706	Butt Splice Kit: 14 AWG to 8 AWG Assembled	EA	1	BG	24	24	1	No	2
BSK3	10708	Butt Splice Kit: 8 AWG to 2 AWG Assembled	EA	1	BG	24	24	1	No	2
BSK4	10709	Butt Splice Kit: 8 AWG to 2 AWG Assembled	EA	1	BG	24	24	1	No	2

**UNITS OF MEASURE KEY** Order Unit: The Unit to be ordered; Unit Qty: Number of pieces in each Unit; Unit Pkg: Unit Packages contained in the case - Packaging types - BG (Bag), BRL (Barrel), BX (Box), BN (Bulk), PKG (Package), EA (Each), RL (Roll), LB (Pound), C (Hundred), M (Thousand); Units/Case: Unit packages contained in the Case; TL Case Qty: The total number of items in each Master Case; Min Order Qty: The smallest Unit that can be ordered; MM Req: Must order multiples of the Unit in the stated quantities; Ship Wt (Lbs): Total weight of the units per Carton

SPLICE KITS/  
HEAT SHRINK TUBING

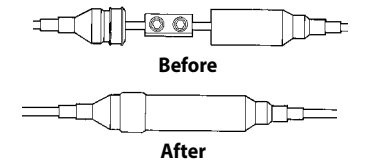


## SELF SEALING UF SPLICE KIT – FOR DIRECT BURIAL

- UL Listed for direct burial. File Number: E123896.
- Labor Savings! Simplifies the assembly of a moisture resistant splice.
- Protects electrical connections and allows for re-entry if needed.
- Eliminates use of epoxies, tape or mastics.
- 600 Volts maximum, 105°C (221°F) temperature rating.
- Meets the requirements of the 2014 National Electrical Code: Articles 110.14(B), 300.5(E) and 300.50(D).

The uniquely designed interference fit cover enables direct burial of UF Cable to be a quick and reliable process. The kit includes a mechanical connector, silicone lubricant and the interference fit covers. Accommodates 14 AWG to 8 AWG wire sizes.

Catalog Number	UPC Number	Description	Order Unit	Unit Qty	Unit Pkg	Units/Case	TL Case Qty	Min Order Qty	MM Req	Ship Wt (Lbs)
UFC3/4	10703	Self Sealing UF Splice Kit – for Direct Burial: Accommodates Cable Sizes – 14/3 without Ground (minimum), 8/3 with Ground (maximum)	EA	1	BG	24	24	1	No	10

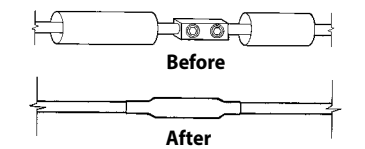


## DUAL RATED BUTT SPLICE KITS – FOR DIRECT BURIAL

- Eliminates expensive crimping tools when splicing aluminum or copper conductors for direct burial.
- UL Listed components.
- 600 Volts maximum, 105°C (221°F) temperature rating.
- For use with aluminum and copper conductors.
- Meets the requirements of the 2014 National Electrical Code: Articles 110.14(B), 300.5(E) and 300.50(D).

The kits include a pair of thick wall heat shrink tubing (2 pieces) and one (1) mechanical connector. Popular splicing applications include repair and/or extending type USE Cable.

Catalog Number	UPC Number	Description	Order Unit	Unit Qty	Unit Pkg	Units/Case	TL Case Qty	Min Order Qty	MM Req	Ship Wt (Lbs)
DRBSK	11499	Dual Rated Butt Splice Kit: 8 AWG to 4 AWG Assembled	EA	1	BG	24	24	1	No	10
DRBSK1	11500	Dual Rated Butt Splice Kit: 2 AWG to 1/0 AWG Assembled	EA	1	BG	24	24	1	No	1
DRBSK3	11501	Dual Rated Butt Splice Kit: 2/0 AWG to 250 MCM Assembled	EA	1	BG	24	24	1	No	10

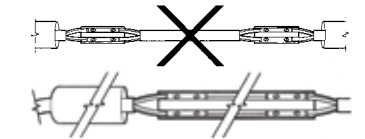


## UF STRETCHER KIT – FOR DIRECT BURIAL

- UL Listed for direct burial. File Number: E123896.
- Labor Savings! Includes one 11.5" mechanical connector that eliminates the need to use two (2) UF Cable Splice Kits (P/N: UFC2B) and a short piece of cable when repairing a longer section of damaged UF Cable.
- 600 Volts maximum, 105°C (221°F) temperature rating.
- Meets the requirements of the 2014 National Electrical Code: Articles 110.14(B), 300.5(E) and 300.50(D).

Simplify UF Cable repairs after a trencher or backhoe has damaged or destroyed a 7" to 10" section of UF Cable. Utilize our Thick Wall Heat Shrink Tubing with sealant to make a quick and reliable repair. Eliminates epoxies, tapes or separate mastics and creates a waterproof splice. The kit includes one (1) 4-position 11.5" connector and one (1) piece of heat shrink tubing. Designed to splice and insulate 14 AWG to 8 AWG UF Cable.

Catalog Number	UPC Number	Description	Order Unit	Unit Qty	Unit Pkg	Units/Case	TL Case Qty	Min Order Qty	MM Req	Ship Wt (Lbs)
UFS2	10714	UF Stretcher Kit – for Direct Burial: Accommodates Cable Sizes – 14/3 without Ground (minimum), 8/3 without Ground (maximum)	EA	1	BG	12	12	1	No	12



**UNITS OF MEASURE KEY** Order Unit: The Unit to be ordered; Unit Qty: Number of pieces in each Unit; Unit Pkg: Unit Packages contained in the case - Packaging types - BG (Bag), BRL (Barrel), BX (Box), BN (Bulk), PKG (Package), EA (Each), RL (Roll), LB (Pound), C (Hundred), M (Thousand); Units/Case: Unit packages contained in the Case; TL Case Qty: The total number of items in each Master Case; Min Order Qty: The smallest Unit that can be ordered; MM Req: Must order multiples of the Unit in the stated quantities; Ship Wt (Lbs): Total weight of the units per Carton

SPLICE KITS/  
HEAT SHRINK TUBING



# HEAT SHRINK TUBING

Our Thick Wall Heat Shrink Tubing for direct burial applications is made from cross-linked polyolefin. This tough, versatile tubing can be used for insulation, harnessing, strain relief, and identification purposes for residential, commercial and industrial applications.

Heat Shrink Tubing is designed and tested to meet the most demanding requirements of IEEE, UL, CSA and ANSI as well as many other international standards for performance and long-term reliability.

## BENEFITS

- For direct burial applications; withstands severe mechanical requirements.
- Seals, protects and insulates electrical connections and terminations; provides excellent mechanical protection.
- Superior jacket tear resistance and elastomer characteristic allows better conformance over irregular contours without splitting or cracking.
- Accommodates most applications contractors will encounter.
- Excellent sealing efficiency ensuring no moisture ingress as the hot melt adhesive enables fill encapsulation of cables and connectors.
- Provides maximum reliability protecting splices and terminations.
- High impact, abrasion, corrosion and chemical resistance.
- Provides a moisture and soil resistant seal.
- Rated for 600 Volts, 90°C continuous use.
- Standard Shrink Ratio: 3:1
- Shrink temperature: 120°C

## TYPICAL APPLICATIONS

- Splice covers for repair of electrical cables and splice connections.
- Insulation cover or jacket repair on low voltage cables.
- Strain relief and environmental protection.
- HVAC systems for pipes and ducts.

**Note:** We recommend always using our Heat Shrink Torch for shrinking Thick Wall Heat Shrink Tubing. A torch used for sweating copper tubing will not work and could burn a hole in the shrink tubing!

## THICK WALL HEAT SHRINK TUBING – FOR DIRECT BURIAL

- UL Listed for direct burial. File Number: E123896.
- Meets the requirements of the 2014 National Electrical Code: Articles 110.14(B), 300.5(E) and 300.50(D).
- Installs and shrinks easily for labor savings. Most effective when insulating over large transitions.
- 3:1 Shrink ratio enables wider cable range and fewer tubing sizes.
- Excellent abrasion, corrosion and environmental resistance properties.
- UV and fungi resistant.



Thick Wall Heat Shrink Tubing (HST) is used to dielectrically insulate and encapsulate electrical connections. The HST internal coating has an adhesive and sealant that melts when the tubing is heated to provide a moisture and soil resistant seal. The standard color is black.

Catalog Number	UPC Number	Description	Order Unit	Unit Qty	Unit Pkg	Units/Case	TL Case Qty	Min Order Qty	MM Req	Ship Wt (Lbs)
HST1410	10170	Heat Shrink Tubing: Conductor Size – 14 AWG to 10 AWG, Shrink Range – .36-Inch to .12-Inch; Includes Six (6) 8-Inch Pieces per Package	BG	6	BG	12	72	6	Yes	5
HST84	10171	Heat Shrink Tubing: Conductor Size – 6 AWG to 2 AWG, Shrink Range – .75-Inch to .24-Inch; Includes Six (6) 8-Inch Pieces per Package	BG	6	BG	12	72	6	Yes	7
HST23/0	10172	Heat Shrink Tubing: Conductor Size – 1/0 AWG to 3/0 AWG, Shrink Range – 1.10-Inch to .35-Inch; Includes Six (6) 8-Inch Pieces per Package	BG	6	BG	12	72	6	Yes	9
HST2/0300	10173	Heat Shrink Tubing: Conductor Size – 2/0 AWG to 350 MCM, Shrink Range – 1.50-Inch to .47-Inch; Includes Four (4) 8-Inch Pieces per Package	BG	4	BG	12	72	6	Yes	10
HST300650	10174	Heat Shrink Tubing: Conductor Size – 250 MCM to 500 MCM, Shrink Range – 2.0-Inch to .63-Inch; Includes Three (3) 12-Inch Pieces per Package	BG	3	BG	12	72	6	Yes	13

## BULK THICK WALL HEAT SHRINK TUBING – FOR DIRECT BURIAL

Our Bulk Heat Shrink Tubing is used for direct burial and is the same quality tubing as our popular packaged HST Thick Wall Tubing. Available in cut lengths from 2" up to 48".

Please specify the length by adding the correct length in inches to the end of the part number. Example: One (1) 13" piece of 14 AWG to 10 AWG tubing; E00-902-013.

**Note:** All Bulk Tubing is quoted per inch.



Catalog Number	UPC Number	Description	Order Unit	Unit Qty	Unit Pkg	Units/Case	TL Case Qty	Min Order Qty	MM Req	Ship Wt (Lbs)
<b>Conductor Size: 1 AWG / 3/0 AWG</b>										
E00-901-0_*	n/a	Thick Wall Tubing	EA	1	BG	0	0	1	No	1
E00-901-005	13911	Thick Wall Tubing: One (1) 5-Inch Piece	EA	1	BG	0	0	1	No	1
E00-901-006	13912	Thick Wall Tubing: One (1) 6-Inch Piece	EA	1	BG	0	0	1	No	1
E00-901-008	13913	Thick Wall Tubing: One (1) 8-Inch Piece	EA	1	BG	0	0	1	No	1
E00-901-009	13914	Thick Wall Tubing: One (1) 9-Inch Piece	EA	1	BG	0	0	1	No	1
E00-901-010	13915	Thick Wall Tubing: One (1) 10-Inch Piece	EA	1	BG	0	0	1	No	1
E00-901-012	13916	Thick Wall Tubing: One (1) 12-Inch Piece	EA	1	BG	0	0	1	No	1
E00-901-024	13918	Thick Wall Tubing: One (1) 24-Inch Piece	EA	1	BG	0	0	1	No	1
E00-901-036	13919	Thick Wall Tubing: One (1) 36-Inch Piece	EA	1	BG	0	0	1	No	1
E00-901-048	13920	Thick Wall Tubing: One (1) 48-Inch Piece	EA	1	BG	0	0	1	No	1

**UNITS OF MEASURE KEY** Order Unit: The Unit to be ordered; Unit Qty: Number of pieces in each Unit; Unit Pkg: Unit Packages contained in the case - Packaging types - BG (Bag), BRL (Barrel), BX (Box), BN (Bulk), PKG (Package), EA (Each), RL (Roll), LB (Pound), C (Hundred), M (Thousand); Units/Case: Unit packages contained in the Case; TL Case Qty: The total number of items in each Master Case; Min Order Qty: The smallest Unit that can be ordered; MM Req: Must order multiples of the Unit in the stated quantities; Ship Wt (Lbs): Total weight of the units per Carton

## BULK THICK WALL HEAT SHRINK TUBING (CONTINUED)

Catalog Number	UPC Number	Description	Order Unit	Unit Qty	Unit Pkg	Units/Case	TL Case Qty	Min Order Qty	MM Req	Ship Wt (Lbs)
<b>Conductor Size: 14 AWG / 10 AWG</b>										
E00-902-0__*	n/a	Thick Wall Tubing	EA	1	BG	0	0	1	No	1
E00-902-006	13925	Thick Wall Tubing: One (1) 6-Inch Piece	EA	1	BG	0	0	1	No	1
E00-902-008	13926	Thick Wall Tubing: One (1) 8-Inch Piece	EA	1	BG	0	0	1	No	1
E00-902-009	13927	Thick Wall Tubing: One (1) 9-Inch Piece	EA	1	BG	0	0	1	No	1
E00-902-012	13928	Thick Wall Tubing: One (1) 12-Inch Piece	EA	1	BG	0	0	1	No	1
E00-902-024	13929	Thick Wall Tubing: One (1) 24-Inch Piece	EA	1	BG	0	0	1	No	1
E00-902-048	13931	Thick Wall Tubing: One (1) 48-Inch Piece	EA	1	BG	0	0	1	No	1
<b>Conductor Size: 6 AWG / 2 AWG</b>										
E00-903-0__*	n/a	Thick Wall Tubing	EA	1	BG	0	0	1	No	1
E00-903-006	13937	Thick Wall Tubing: One (1) 6-Inch Piece	EA	1	BG	0	0	1	No	1
E00-903-008	13938	Thick Wall Tubing: One (1) 8-Inch Piece	EA	1	BG	0	0	1	No	1
E00-903-009	13939	Thick Wall Tubing: One (1) 9-Inch Piece	EA	1	BG	0	0	1	No	1
E00-903-010	13940	Thick Wall Tubing: One (1) 10-Inch Piece	EA	1	BG	0	0	1	No	1
E00-903-012	13941	Thick Wall Tubing: One (1) 12-Inch Piece	EA	1	BG	0	0	1	No	1
E00-903-024	13943	Thick Wall Tubing: One (1) 24-Inch Piece	EA	1	BG	0	0	1	No	1
E00-903-048	13945	Thick Wall Tubing: One (1) 48-Inch Piece	EA	1	BG	0	0	1	No	1
<b>Conductor Size: 2/0 AWG / 350 MCM</b>										
E00-904-0__*	n/a	Thick Wall Tubing	EA	1	BG	0	0	1	No	1
E00-904-006	13949	Thick Wall Tubing: One (1) 6-Inch Piece	EA	1	BG	0	0	1	No	1
E00-904-008	13950	Thick Wall Tubing: One (1) 8-Inch Piece	EA	1	BG	0	0	1	No	1
E00-904-009	13951	Thick Wall Tubing: One (1) 9-Inch Piece	EA	1	BG	0	0	1	No	1
E00-904-012	13952	Thick Wall Tubing: One (1) 12-Inch Piece	EA	1	BG	0	0	1	No	1
E00-904-024	13953	Thick Wall Tubing: One (1) 24-Inch Piece	EA	1	BG	0	0	1	No	1
E00-904-030	13954	Thick Wall Tubing: One (1) 30-Inch Piece	EA	1	BG	0	0	1	No	1
E00-904-048	13955	Thick Wall Tubing: One (1) 48-Inch Piece	EA	1	BG	0	0	1	No	1
<b>Conductor Size: 250 MCM / 500 MCM</b>										
E00-905-0__*	n/a	Thick Wall Tubing	EA	1	BG	0	0	1	No	1
E00-905-006	13957	Thick Wall Tubing: One (1) 6-Inch Piece	EA	1	BG	0	0	1	No	1
E00-905-008	13958	Thick Wall Tubing: One (1) 8-Inch Piece	EA	1	BG	0	0	1	No	1
E00-905-009	13959	Thick Wall Tubing: One (1) 9-Inch Piece	EA	1	BG	0	0	1	No	1
E00-905-012	13960	Thick Wall Tubing: One (1) 12-Inch Piece	EA	1	BG	0	0	1	No	1
E00-905-024	13963	Thick Wall Tubing: One (1) 24-Inch Piece	EA	1	BG	0	0	1	No	1
E00-905-048	13965	Thick Wall Tubing: One (1) 48-Inch Piece	EA	1	BG	0	0	1	No	1

SPlice Kits/  
HEAT SHRINK TUBING

## HEAT SHRINK TORCH

Recommended for shrinking Thick Wall Heat Shrink Tubing and for use with all our Splice Kits. The trigger-start ignition starts fast and easy. Features a fully adjustable regulator valve and air inlet port for adjustable flame settings.


Connects directly to a standard 14.1 propane tank (not included).



Catalog Number	UPC Number	Description	Order Unit	Unit Qty	Unit Pkg	Units/Case	TL Case Qty	Min Order Qty	MM Req	Ship Wt (Lbs)
HST-T1	12200	Heat Shrink Torch	EA	1	BX	20	20	1	No	22

**UNITS OF MEASURE KEY** Order Unit: The Unit to be ordered; Unit Qty: Number of pieces in each Unit; Unit Pkg: Unit Packages contained in the case - Packaging types - BG (Bag), BRL (Barrel), BX (Box), BN (Bulk), PKG (Package), EA (Each), RL (Roll), LB (Pound), C (Hundred), M (Thousand); Units/Case: Unit packages contained in the Case; TL Case Qty: The total number of items in each Master Case; Min Order Qty: The smallest Unit that can be ordered; MM Req: Must order multiples of the Unit in the stated quantities; Ship Wt (Lbs): Total weight of the units per Carton

Refer to the table shown below to select the Heat Shrink Tubing size which will shrink to fit snugly over the component to be covered. If recovery is restricted the resulting wall thickness will be less than specified.



## DIMENSIONS

Part Number	Expanded		Recovered		Wall Thickness (NOM) W		Application Range for General Use		600 / 1000 V Single Conductor Size
	Internal Diameter (MIN) D		Internal Diameter (MAX) d						
	Inches	MM	Inches	MM	Inches	MM	Inches	MM	AWG / MCM
HST1410	0.35	8.9	0.12	3.0	0.7	1.8	.15 - .3	3.5 - 8	#14 - #10
HST84	0.75	19.1	0.24	6.1	0.12	3.0	.25 - .65	6.5 - 16.5	#6 - #2
HST23/0	1.10	27.9	0.35	8.9	0.12	3.0	.4 - .95	10 / 24	#1 - 3/0
HST2/0300	1.50	38.1	0.47	11.9	0.14	3.6	.5 - 1.4	13 - 35	2/0 - 350
HST300650	2.0	50.8	0.63	16	0.14	3.6	.7 - 1.75	17.5 - 44	250 - 500

## SPECIFICATIONS

Property	Typical Performance
<b>Physical</b>	
Tensile Strength	2100 psi (14.5 MPa)
Specific Gravity	1.1
Heat Shock (4 hrs at 225°C (437°F))	No cracking or flowing
Low Temperature Flexibility (4 hrs at -55°C (-67°F))	No cracking
<b>Electrical</b>	
Dielectric Strength	500 V/Mil (20kV/mm)
Dielectric Voltage Withstand (2500 V, 60 Hz, 1 min)	No breakdown, 24kV-1 min, 15kV-4 hrs
Volume Resistivity	10 <sup>16</sup> ohm-cm
<b>Chemical</b>	
Fluid Resistance	Good to Excellent
Copper Corrosion	No corrosion
Water Absorption	0.1%
Fungus Resistance	No growth
<b>Adhesive</b>	
Adhesive Softening Point	92°C (197°F) +/- 5°C (41°F)
Adhesive Lap Shear	125 psi (0.875 MPa)
Adhesive Blocking (30°C (86°F))	No blocking
Water Penetration	No penetration after 236 hrs (min) of continuous immersion



# PRODUCT ACCESSORIES

- RESIDENTIAL
- COMMERCIAL



# RESIDENTIAL ACCESSORIES

Whether it's a large multi-family housing complex, town houses, or even a single family home, the benefits of using our Residential Products Accessories increases the electrical contractor's productivity, expedites the installation time — and meets the electrical contractor's budget and application needs.

We are an excellent source for the contractor's residential product accessory needs. We use only quality components to ensure they operate as specified. All of our products in this section reduce the electrical contractor's time and labor costs when compared to other competitive offerings.

### AIR CONDITIONER WHIPS

- Meets the requirements of the 2014 National Electrical Code: Articles 310.10(C)(H)(2) and (4), Table 310.15(B)(2)(A), 356.10(1), (2) and (3), 350.22(A), 350.30(A), 356.10, 356.20, 440.6 and 440.31.
- Labor and Time Savings! Cost-effective Non-Metallic AC Whips save the contractor time and money.
- Reducing washers included.
- Convenient packaging of ten (10) or twenty (20) AC Whips per Carton.
- UL Listed. File Number: E87199.



Designed to save the contractor installation time and labor, our Air Conditioner Whips are typically used to connect the Central Air Conditioner Compressor to the AC disconnect box. Air Conditioner Whips include one (1) Straight and one (1) 90° Connector. Three (3) Conductors are included in 1/2" or 3/4" Non-Metallic Liquid Tight Conduit using either 8 or 10 AWG THHN Conductors.

We will also build "custom" Air Conditioner Whips to your specifications in any length using UL Listed components. Contact our Inside Sales Department (800.336.1976 or sales@engproducts.com) for more specific information.

Catalog Number	UPC Number	Description	Order Unit	Unit Qty	Unit Pkg	Units/Case	TL Case Qty	Min Order Qty	MM Req	ShipWt (Lbs)
ACWNM1043-1RA	11202	AC Whip: 4-FT, 1/2", One (1) Straight and One (1) Right Angle Connector, Three (3) 10 AWG Stranded - Red, Black, Green	EA	1	BRL	20	20	1	No	47
ACWNM1063-1RA	11204	AC Whip: 6-FT, 1/2", One (1) Straight and One (1) Right Angle Connector, Three (3) 10 AWG Stranded - Red, Black, Green	EA	1	BRL	20	20	1	No	49
ACWNM843-1RA	11205	AC Whip: 4-FT, 3/4", One (1) Straight and One (1) Right Angle Connector, Two (2) 8 AWG Stranded - Red, Black; One (1) 10 AWG Stranded - Green	EA	1	BRL	20	20	1	No	49
ACWNM863-1RA	11208	AC Whip: 6-FT, 3/4", One (1) Straight and One (1) Right Angle Connector, Two (2) 8 AWG Stranded - Red, Black; One (1) 10 AWG Stranded - Green	EA	1	BRL	10	10	1	No	36
ACWNM843-1RA-1/2	11214	AC Whip: 4-FT, 1/2", One (1) Straight and One (1) Right Angle Connector, Two (2) 8 AWG Stranded - Red, Black; One (1) 10 AWG Stranded - Green	EA	1	BRL	20	20	1	No	49
ACWNM863-1RA-1/2	11213	AC Whip: 6-FT, 1/2", One (1) Straight and One (1) Right Angle Connector, Two (2) 8 AWG Stranded - Red, Black; One (1) 10 AWG Stranded - Green	EA	1	BRL	20	20	1	No	50

 EPCO AC Whips and AC Whip Connectors are Made in the USA. Complies with the American Recovery and Reinvestment Act – Buy American Provision.

### WALL PLATE INSULATION GASKET

Energy saving gasket prevents heat and cold loss through outlets and switches that are located on outside walls.

- Easy to install. Only a screwdriver is required.
- Flame retardant closed cell polyethylene insulating foam.
- One-piece design fits toggle, duplex receptacle or Decora style wall plates.
- Fits duplex receptacles and multi-gang boxes.

**Note:** Each gasket is perforated.



Catalog Number	UPC Number	Description	Order Unit	Unit Qty	Unit Pkg	Units/Case	TL Case Qty	Min Order Qty	MM Req	Ship Wt (Lbs)
10938	10938	Wall Plate Insulation Gasket	BG	100	BG	0	0	100	Yes	2

**UNITS OF MEASURE KEY** Order Unit: The Unit to be ordered; Unit Qty: Number of pieces in each Unit; Unit Pkg: Unit Packages contained in the case - Packaging types - BG (Bag), BRL (Barrel), BX (Box), BN (Bulk), PKG (Package), EA (Each), RL (Roll), LB (Pound), C (Hundred), M (Thousand); Units/Case: Unit packages contained in the Case; TL Case Qty: The total number of items in each Master Case; Min Order Qty: The smallest Unit that can be ordered; MM Req: Must order multiples of the Unit in the stated quantities; Ship Wt (Lbs): Total weight of the units per Carton

**POWER/APPLIANCE CORDS**

- UL Listed.
- Meets the requirements of the 2014 National Electrical Code: Articles 422.16(B)(1) and (2).

SPT Flat and SJT Round Power/Appliance Cords are used for typical applications such as installation of garbage disposals, dishwashers or similar appliances. These Power/Appliance Cords can also be used for repairs of appliances, power tools or other electrical equipment.

The cords are 16 AWG or 14 AWG 3 wire heavy-duty vinyl conductors. One end is pre-stripped at the factory, the other end has a straight or right angle grounded male plug.



Catalog Number	UPC Number	Description	Order Unit	Unit Qty	Unit Pkg	Units/Case	TL Case Qty	Min Order Qty	MM Req	Ship Wt (Lbs)
<b>SPT 14/3 Flat Cord</b>										
10950	10950	3-FT: Straight Plug, 15 AMP - Beige	EA	1	BX	25	25	25	Yes	9
10953	10953	6-FT: Straight Plug, 15 AMP - Beige	EA	1	BX	25	25	25	Yes	17
10956	10956	9-FT: Straight Plug, 15 AMP - Beige	EA	1	BX	25	25	25	Yes	25
<b>SPT 16/3 Flat Cord</b>										
PCR3	10178	3-FT: Right Angle Plug, 13 AMP - Black	EA	1	BX	25	25	25	Yes	8
PCR6	10181	6-FT: Right Angle Plug, 13 AMP - Black	EA	1	BX	25	25	25	Yes	12
PCR8	10182	8-FT: Right Angle Plug, 13 AMP - Black	EA	1	BX	25	25	25	Yes	13
PCS3	10179	3-FT: Straight Plug, 13 AMP - Black	EA	1	BX	25	25	25	Yes	8
PCS4	10183	4-FT: Straight Plug, 13 AMP - Black	EA	1	BX	25	25	25	Yes	8
PCS6	10184	6-FT: Straight Plug, 13 AMP - Black	EA	1	BX	25	25	25	Yes	12
PCS8	10185	8-FT: Straight Plug, 13 AMP - Black	EA	1	BX	25	25	25	Yes	13
PCS12	10169	12-FT: Straight Plug, 13 AMP - Black	EA	1	BX	25	25	25	Yes	22
<b>SJT 16/3 Round Cord</b>										
PSS3	10186	3-FT: Straight Plug, 13 AMP - Black	EA	1	BX	25	25	25	Yes	8
PSS6	10187	6-FT: Straight Plug, 13 AMP - Black	EA	1	BX	25	25	25	Yes	12
PSS8	10188	8-FT: Straight Plug, 13 AMP - Black	EA	1	BX	25	25	25	Yes	13
RSS3	10219	3-FT: Straight Plug with Receptacle, 15 AMP - Black	EA	1	BX	25	25	25	Yes	12

**RANGE AND DRYER CORDS**

- Meets Canadian Standards Association (CSA) Approval.
- Meets the requirements of the 2014 National Electrical Code: Articles 220.5,4 422.16(B)(3)(4) and 422.33(A) and (B).
- Heavy-duty terminals ensure an excellent power quality connection.
- Right angle plug for fit-to-wall.
- Strain Relief protects Range and Dryer Cord from damage.



Catalog Number	UPC Number	Description	Order Unit	Unit Qty	Unit Pkg	Units/Case	TL Case Qty	Min Order Qty	MM Req	Ship Wt (Lbs)
<b>Range Cords</b>										
40000	40000	Range Cord: 4-FT, SRDT 6/2 and 8/1, 3 Wire, 50 AMP - Gray	EA	1	BX	16	16	1	No	27
40001	40001	Range Cord: 6-FT, SRDT 6/2 and 8/1, 3 Wire, 50 AMP - Gray	EA	1	BX	16	16	1	No	35
40010	40010	Range Cord: 4-FT, SRDT 6/2 and 8/2, 4 Wire, 50 AMP - Black	EA	1	BX	12	12	1	No	33
40011	40011	Range Cord: 6-FT, SRDT 6/2 and 8/2, 4 Wire, 50 AMP - Black	EA	1	BX	12	12	1	No	38
<b>Dryer Cords</b>										
40020	40020	Dryer Cord: 4-FT, SRDT 10/3, 3 Wire, 30 AMP - Gray	EA	1	BX	32	32	1	No	35
40021	40021	Dryer Cord: 6-FT, SRDT 10/3, 3 Wire, 30 AMP - Gray	EA	1	BX	32	32	1	No	51
40030	40030	Dryer Cord: 4-FT, SRDT 10/4, 4 Wire, 30 AMP - Black	EA	1	BX	16	16	1	No	27
40031	40031	Dryer Cord: 6-FT, SRDT 10/4, 4 Wire, 30 AMP - Black	EA	1	BX	16	16	1	No	35

**UNITS OF MEASURE KEY** Order Unit: The Unit to be ordered; Unit Qty: Number of pieces in each Unit; Unit Pkg: Unit Packages contained in the case - Packaging types - BG (Bag), BRL (Barrel), BX (Box), BN (Bulk), PKG (Package), EA (Each), RL (Roll), LB (Pound), C (Hundred), M (Thousand); Units/Case: Unit packages contained in the Case; TL Case Qty: The total number of items in each Master Case; Min Order Qty: The smallest Unit that can be ordered; MM Req: Must order multiples of the Unit in the stated quantities; Ship Wt (Lbs): Total weight of the units per Carton



# COMMERCIAL ACCESSORIES

Whether from plan and specification, design/build or negotiated, our Commercial Product Accessories represent the highest level of product quality and value that solves the electrical contractors problems quickly and easily. This product quality and value is realized in the form of increased productivity and expedited installation times at a price that meets the electrical contractor's budgetary requirements and application needs.

Be it a small retrofit project or a new "ground up" construction project, you'll want the most dependable and reliable electrical product accessories working for you. All of our products are manufactured with unmatched workmanship and shipped on-time.



## DUCT SEAL COMPOUND

Our UL Listed Duct Seal Compound is used to seal around junction boxes, flashings, service mast and cable entries. Duct Seal Compound is available in individual 1 lb. bricks, five (5) 1 lb. bricks in one (1) package, or a 5 lb. brick. Each Duct Seal package is individually wrapped in release paper to simplify handling and repackaging.

- Asbestos-free compound
- Odorless, non-sticky formula.
- Temperature tolerance: -40°C (-40°F) to 82°C (180°F).
- Can be painted immediately.
- Excellent adhesive properties for use on wood, glass, aluminum and steel.
- Meets the requirements of the 2014 National Electrical Code: Article 230.8.



Catalog Number	UPC Number	Description	Order Unit	Unit Qty	Unit Pkg	Units/Case	TL Case Qty	Min Order Qty	MM Req	Ship Wt (Lbs)
EPD1	10101	Duct Seal: 1 Lb. Brick	LB	1	BX	50	50	1	No	50
EPD5	10102	Duct Seal: Package of Five (5) 1 Lb. Bricks	LB	5	BX	10	10	5	Yes	50
EPD5B	10105	Duct Seal: 5 Lb. Brick	LB	5	BX	10	10	5	No	50

EPCO Duct Seal Compound is Made in the USA. Complies with the American Recovery and Reinvestment Act – Buy American Provision.

## TIE WIRE

Supports a variety of uses on the job site including bundling, supporting and hanging cable conduit and suspended fixtures. Available in 16 AWG Black Annealed or Galvanized rolls. Also available in 18 AWG Galvanized 30" pre-cut lengths.

**Tie Wire:** 18 AWG Galvanized Straight Wire  
**Carbon:** C1008 Soft Annealed  
**Yield:** LB/FT = .0104 (104 FT/LB)  
**Size:** .047" Diameter (plus/minus .001")  
**Tensile/Breaking Strength:** 75 lb. max. PSI; 105-135 lbs.  
**ASTM:** Zinc Coating; Meets A641 that requires no minimum ounces of zinc per square foot of surface area.  
**Federal Specification:** QQ-W-461

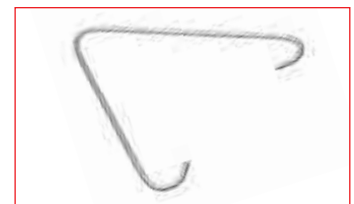
**Tie Wire:** 16 AWG Black and Galvanized Coiled Wire  
**Carbon:** C1008 Soft Annealed  
**Yield:** LB/FT = .0104 (104 FT/LB)  
**Size:** .0625" Diameter (plus/minus .001")  
**Tensile/Breaking Strength:** 45-60,000 PSI  
**ASTM:** Zinc Coating; Meets A641 that requires no minimum ounces of zinc per square foot of surface area.  
**Federal Specification:** QQ-W-461



Catalog Number	UPC Number	Description	Order Unit	Unit Qty	Unit Pkg	Units/Case	TL Case Qty	Min Order Qty	MM Req	Ship Wt (Lbs)
TY16	10150	16 AWG Black Tie Wire: 350' per Roll	EA	1	BX	20	20	20	Yes	70
TY16G	10152	16 AWG Galvanized Tie Wire: 350' per Roll	EA	1	BX	20	20	20	Yes	70
TY18G	10151	18 AWG Galvanized Tie Wire: 30" Length	EA	1	BX	1750	1750	1750	Yes	25
TY18G-50B	12000	18 AWG Galvanized Tie Wire: 30" Length, 50 per Bundle	EA	1	BX	35	35	1	No	25

## FIXTURE HANGERS

These labor saving Fixture Hangers are available in Side Mount or Top Mount styles and can be used with our Chain and S-Hook products. Top Mount Hangers are used when the mounting holes are located on top of a troffer type lighting fixture. Side Mount Hangers are used when the mounting holes are located on the side of a troffer type lighting fixture. Both Fixture Hanger styles are plated for durability and precisely bent to simplify installation and ensure a secure fit.



Catalog Number	UPC Number	Description	Order Unit	Unit Qty	Unit Pkg	Units/Case	TL Case Qty	Min Order Qty	MM Req	Ship Wt (Lbs)
SMH	10726	11 AWG Plated Fixture Hangers: Side Mount	BX	100	BX	0	0	100	Yes	5
TMH	10725	10 AWG Plated Fixture Hangers: Top Mount	BX	100	BX	0	0	100	Yes	7

EPCO Fixture Hangers are Made in the USA. Complies with the American Recovery and Reinvestment Act – Buy American Provision.

### SINGLE LOOP JACK CHAIN

Single Loop Jack Chain is used to support suspended light fixtures and is often required by code in many cities. We package the chain in convenient 50 and 100-foot boxes.



### SINGLE LOOP JACK CHAIN LOAD LIMITS

Trade Size	Wire Gauge	Wire Diameter Inches	Length Per 100 Link Inches	Weight Per 100 Feet Pounds	Working Load Limit Pounds	Break Test Load Pounds
12	13	.105	75	8.5	29 LBS/FT	115 LBS/FT
10	12	.135	95	14.7	43 LBS/FT	170 LBS/FT

Catalog Number	UPC Number	Description	Order Unit	Unit Qty	Unit Pkg	Units/Case	TL Case Qty	Min Order Qty	MM Req	Ship Wt (Lbs)
JC10B/100B	10201	10 AWG Bright Jack Chain: 100-FT per Carton	FT	100	BX	5	500	100	Yes	80
JC12B/100	11703	12 AWG Bright Jack Chain: 100-FT Spool	FT	100	BX	5	500	100	Yes	45
JC12B/100B	10203	12 AWG Bright Jack Chain: 100-FT per Carton	FT	100	BX	5	500	100	Yes	45

 EPCO Loop Chain is Made in the USA. Complies with the American Recovery and Reinvestment Act – Buy American Provision.

### S-HOOKS

S-Hooks are used with Jack Chain and Double Loop Chain to support suspended light fixtures. All S-Hooks are plated for lasting durability. Two (2) sizes are available ranging from 1.125" length 12 AWG wire to 1.25" length 10 AWG wire.



### S-HOOK LOAD LIMITS

Trade Size	Wire Gauge	Wire Diameter Inches	Length	Working Load Limit Pounds	Minimum Strength
SH10	10	.135	1.25"	48 LBS/FT	190 LBS/FT
SH12	12	.105	1.125"	32 LBS/FT	97 LBS/FT

Catalog Number	UPC Number	Description	Order Unit	Unit Qty	Unit Pkg	Units/Case	TL Case Qty	Min Order Qty	MM Req	Ship Wt (Lbs)
SH10	10251	10 AWG Plated S-Hooks: 1.25" Length	BG	100	BG	10	1000	100	Yes	11
SH12	10252	12 AWG Plated S-Hooks: 1.125" Length	BG	100	BG	10	1000	100	Yes	10

 EPCO S-Hooks are Made in the USA. Complies with the American Recovery and Reinvestment Act – Buy American Provision.

**UNITS OF MEASURE KEY** Order Unit: The Unit to be ordered; Unit Qty: Number of pieces in each Unit; Unit Pkg: Unit Packages contained in the case - Packaging types - BG (Bag), BRL (Barrel), BX (Box), BN (Bulk), PKG (Package), EA (Each), RL (Roll), LB (Pound), C (Hundred), M (Thousand); Units/Case: Unit packages contained in the Case; TL Case Qty: The total number of items in each Master Case; Min Order Qty: The smallest Unit that can be ordered; MM Req: Must order multiples of the Unit in the stated quantities; Ship Wt (Lbs): Total weight of the units per Carton



# PART NUMBER/UPC INDEX

Catalog No.	UPC No.	Page	Catalog No.	UPC No.	Page	Catalog No.	UPC No.	Page	Catalog No.	UPC No.	Page	Catalog No.	UPC No.	Page
GFF-FSSK	14256	19												
GFF-L2C	14336	19												
GFF-L4C	14240	19												
GFF-L8C	14250	19												
GFF-L2SS	14337	19												
GFF-L4SS	14239	19												
GFF-L8SS	14249	19												
GFF-MH	14241	19												
GFF-SWLG4/8	14255	19												
GFF-TPS-C	14255	19												
GFF-TPS-S	14256	19												
GSC	10053	61												
G SCT	30053	61												
GSH	10051	61												
GSHT	30051	61												
HST-T1	12200	68												
HST1410	10170	67												
HST2/0300	10173	67												
HST23/0	10172	67												
HST300650	10174	67												
HST84	10171	67												
JC10B/100B	10201	76												
JC12B/100	11703	76												
JC12B/100B	10203	76												
LLPN25B	12701	53												
LSPB	17200	52												
PCR3	10178	73												
PCR6	10181	73												
PCR8	10182	73												
PCS3	10179	73												
PCS4	10183	73												
PCS6	10184	73												
PCS8	10185	73												
PCS12	10169	73												
PSS3	10186	73												
PSS6	10187	73												
PSS8	10188	73												
RSS3	10219	73												
SH10	10251	76												
SH12	10252	76												
SMH	10726	75												
TMH	10725	75												
TY16	10150	75												
TY16G	10152	75												
TY18G	10151	75												
TY18G-50B	12000	75												
UFC2B	10711	64												
UFC3/4	10703	65												
UFS2	10714	65												
W-DC4	14238	19												
W-SWLG	50001	19												
W-VHOOK	50002	19												





# PRODUCT WARRANTY

## GENERAL PRODUCT WARRANTY

Engineered Products Company warrants that the products described herein, will be furnished free from defects in material and workmanship for 1 year. Any exceptions to this Warranty Statement will be detailed within the respective product section in this catalog, noted on the product, or the product packaging.

Engineered Products Company sole obligation for any breach of warranty under the terms herein shall be, at our option, to repair or provide replacement for the Product to which such warranty is breached, or to return all payments made with respect to such Product. Any Product(s) that are deemed to be defective must be specified by the Purchaser in a written notice to Engineered Products Company's Warranty Department within 1 year after receipt of such goods. Under no circumstances will Engineered Products Company be liable for loss of profits or incidental, indirect, consequential or special damages of any kind beyond the replacement cost of the defective merchandise.

Engineered Products Company shall not be liable for any losses arising from governmental action, an act of God, or the result of war, riot, strikes, civil commotion, sovereign conduct, or the act or conduct of any person or persons not party to or associated with Engineered Products Company.

### For Poultry Farming Applications (continued on page 29)

EPCO recommends using Porcelain Lamp Holder(s) only for poultry farming applications. The lamp holder must be installed in a manner that will not permit dust or moisture to enter the junction box. In addition, the porcelain lamp holder must be mounted vertically with the lamp positioned below the lamp holder on a water-tight, dust-tight non-metallic junction box with an effective gasket between the junction box and the lamp holder as shown.

Use the following part numbers to facilitate and complete the installation as shown:



Porcelain Lamp Holder (P/N 16500),  
Cork Gasket, and Junction Box (P/N 15246)

Catalog Number	UPC Number	Description	Order Unit	Unit Qty	Unit Pkg	Units/Case	TL Case Qty	Min Order Qty	MM Req	Ship Wt (Lbs)
E05-003-000	N/A	Cork Gasket	EA	1	BG	12	12	12	Yes	1
15045	15045	12 Cubic Inch Junction Box: 1/2" and 3/4" Knockout Combo	EA	1	BX	12	12	12	Yes	6
15046	15046	12 Cubic Inch Junction Box: 1/2" Knockouts	EA	1	BX	12	12	12	Yes	6
15047	15047	12 Cubic Inch Junction Box: 3/4" Knockouts	EA	1	BX	12	12	12	Yes	6
15049	15049	19 Cubic Inch Junction Box: 3/4" Knockouts	EA	1	BX	12	12	12	Yes	6
15246	15246	12 Cubic Inch SPIDERBOX Junction Box: 1/2" Knockouts	EA	1	BX	12	12	12	Yes	6
15247	15247	12 Cubic Inch SPIDERBOX Junction Box: 3/4" Knockouts	EA	1	BX	12	12	12	Yes	6
16500	16500	Porcelain Lamp Holder: Keyless, 4-Terminal	EA	1	BX	48	48	48	Yes	33
16502	16502	Porcelain Lamp Holder: Pull Chain	EA	1	BX	48	48	48	Yes	35
16514	16514	Porcelain Lamp Holder: Pull Chain and 15 AMP Receptacle	EA	1	BX	48	48	48	Yes	40

- Note:** 1. Junction boxes include screws to affix the lamp holder to the junction box.  
2. Plastic Lamp Holders are NOT suitable for this application!

**WARNING:** EPCO Lamp Holders Must Be Installed in Accordance with the following National Electric Code Articles that state:

*"Where the wiring method is conduit, tubing, Type AC cable, or other cables, a box or conduit body shall be installed at each conductor splice point, outlet point, switch point, junction point, termination point, or pull point, unless otherwise permitted in NEC 300.15(A) through (L).*

*In addition, Article 502.130(2)(3) requires luminaires for fixed lighting shall be provided with enclosures that are dust tight or otherwise identified for the location as well as protected from physical damage by suitable guards for areas described in Article 547.1(A).*

If the Contractor has taken care to install the porcelain lamp holder(s) in the proper manner as described and shown above and believes the lamp holder is defective, and wants to file a warranty claim, EPCO will require an "Affidavit of Inspection" from the Contractor's local Electrical Inspector to validate the defined installation procedure. This document is intended to protect the integrity of the company (EPCO) and the Distributor.

# Our Most Important Product Doesn't Come In A Box!



At Engineered Products Company (EPCO), our most important Product is Service. This means every shipment you receive includes some very important extras.

- Prompt Customer Response
- On Time Delivery
- Sales Order Accuracy
- Exceptional Order Fill Rates
- Lower Transaction Cost
- Competitive Prices

You get nationwide support from our network of EPCO Representatives, professionals who can answer all your questions. And we also pack a promise... "Our Guaranteed Sales Policy". Any Products you are unable to sell may be returned to EPCO for a 100% credit - Guaranteed!

For the name of the Engineered Products Company Sales Representative nearest you, call 800.336.1976 or visit [www.engproducts.com/LocateMySalesRep](http://www.engproducts.com/LocateMySalesRep). See why there isn't a box big enough to hold our most important product.

## **ENGINEERED PRODUCTS COMPANY**

5401 Smetana Drive • Minnetonka, MN 55343

P 952.767.8780 / 800.336.1976 • F 952.767.8786 / 800.336.2801

Visit our Web Site at [www.engproducts.com](http://www.engproducts.com)

DISTRIBUTED BY:



[www.engproducts.com](http://www.engproducts.com)

5401 SMETANA DRIVE | MINNETONKA, MN 55343

P 800.336.1976 | F 800.336.2801

© 2014 Engineered Products Company. All Rights Reserved. PigTails, PowerTails, QuikWhips, GFF, GLF, GFFW AND GLFW Series, GFF Surface Mount Bracket, ProSeries, Octi-Junction Box, Landscape LightPost and SplicePost, TIGER 400 HID, TIGERcub 175 HID, TIGRESS, SPIDERBOX, and CordLights are either trademarks or registered trademarks of Engineered Products Company in the United States and/or in other countries. All other trademarks are the property of their respective holders.

E02-001-000 I1 (04/14 - AK)